



2012 Standard Specifications for Construction

Warranty No FHWA Oversight No
DBE % Yes NHS No

ITEM NUMBER
1709 011

**STATE OF MICHIGAN DEPARTMENT OF TRANSPORTATION
PROPOSAL**

1.17 mi of hot mix asphalt base crushing, shaping and resurfacing, trenching, aggregate base, aggregate shoulders and guardrail on Airport Road from Hicks Road to Perrine Road in the city of Midland, Midland County. This is a Local Agency Project.

BIDS WILL BE ELECTRONICALLY DOWNLOADED AT 10:30 AM LOCAL TIME, ON 9/1/17

<u>CONTRACT ID</u>	<u>CONTROL SECTION</u>	<u>PROJECT</u>	<u>FEDERAL NO.</u>	<u>FED. ITEM</u>
56000-200558	STUL	56000	200558A	STP 1756(012) HK1643

The bidder has downloaded and examined the plans, specifications, special provisions, and related materials in the proposal, as well as the location of the work described in the proposal for this project, and has obtained all addenda issued for this project, and is fully informed as to the nature of the work and the conditions relating to its performance and understands that the quantities shown are approximate only and are subject to either increase or decrease.

The bidder hereby proposes to furnish all necessary machinery, tools, apparatus, and other means of construction, do all the work, furnish all the materials except as otherwise specified and, for each unit price, lump sum, or one each named in the itemized bid, to complete the work in strict conformity with the plans therefore and the entire proposal which is incorporated by reference in these pages, and in strict conformity with the requirements of the 2012 Standard Specifications for Construction, Michigan Department of Transportation and such other special provisions and supplemental specifications as may be a part of the proposal for this project.

The bidder further proposes to do such extra work as may be authorized by the Department, prices for which are not included in the itemized bid. Compensation shall be made on the basis agreed upon before such extra work is begun.

The bidder hereby certifies that if it is not prequalified in all classifications required by the advertisement for this project, it has taken such preparatory steps as may be necessary and will within the time specified in Subsection 102.15 of the 2012 Standard Specifications for Construction, designate subcontractor(s) that are fully prequalified in the classification(s) to perform the work.

THE BIDDER UNDERSTANDS AND AGREES THAT THE DEPARTMENT RESERVES THE RIGHT TO REJECT ANY AND ALL BIDS AND NO CONTRACTUAL RELATIONSHIP SHALL EXIST BETWEEN THE BIDDER AND THE DEPARTMENT FOR THE WORK DESCRIBED HEREIN UNTIL SUCH TIME AS THE CONTRACT HAS BEEN FORMALLY EXECUTED BY BOTH THE BIDDER AND THE DEPARTMENT.

The bidder agrees upon submitting this bid that its agents, officers or employees have not directly or indirectly entered into any agreements, participated in any collusion, or otherwise taken any action in restraint of free competitive bidding in connection with this proposal for the above project.

Unless the bidder gives MDOT advance written notice, MDOT may correspond directly with the insurance agencies concerning questions and problems with the insurance certificates, bonds and related materials. It is the obligation of the bidder to monitor the filing of the insurance certificates, bond, and related materials with MDOT and the bidder is responsible for any failure to provide MDOT with the required materials, on a timely basis and in proper form.

Subject to Subsection 102.17 of the 2012 Standard Specifications for Construction, the bidder agrees to pay to the Michigan Department of Transportation the bid guaranty sum of **\$10,000.00** if the bidder fails to provide the required materials and/or execute the contract in accordance with Subsection 102.15 of the 2012 Standard Specifications for Construction.

Mt. Pleasant TSC



Schedule of Items

Report v1

Proposal ID: 56000-200558

Project(s): 200558A

Letting Number: 170901

Call Number: 011

Contractor: _____

Section Information

Section ID	Section Description	Section Total	Alt. Set ID	Alt. Member ID
1	Road Work			

Item Prices

Proposal Line Number	Item ID - Description	Approximate Quantity and Units	Unit Price	Bid Amount
0010	1500001 - Mobilization, Max\$35,600.00	1.000 LSUM		
0020	2040035 - Guardrail, Rem	50.000 Ft		
0030	2040045 - Masonry and Conc Structure, Rem	5.000 Cyd		
0040	2050006 - Ditch Cleanout	31.000 Sta		
0050	2050011 - Embankment, LM	500.000 Cyd		
0060	2080036 - Erosion Control, Silt Fence	500.000 Ft		
0070	3020001 - Aggregate Base	1,718.000 Ton		
0080	3050002 - HMA Base Crushing and Shaping	20,866.000 Syd		
0090	3050010 - Material, Surplus and Unsuitable, Rem, LM	100.000 Cyd		
0100	3070121 - Shoulder, CI II	860.000 Ton		
0110	3070200 - Trenching	124.000 Sta		
0120	5010033 - HMA, 13A	4,285.000 Ton		
0130	5010061 - HMA Approach	120.000 Ton		

Schedule of Items

Report v1

Item Prices

Proposal Line Number	Item ID - Description	Approximate Quantity and Units	Unit Price	Bid Amount
0140	8070015 - Guardrail, Backed, Det G1	2.000 Ea		
0150	8070042 - Guardrail Approach Terminal, Type 2B	4.000 Ea		
0160	8070095 - Post, Mailbox	31.000 Ea		
0170	8120140 - Lighted Arrow, Type C, Furn	2.000 Ea		
0180	8120141 - Lighted Arrow, Type C, Oper	2.000 Ea		
0190	8120170 - Minor Traf Devices	1.000 LSUM		
0200	8120231 - Pavt Mrkg, Type NR, Tape, 4 inch, Yellow, Temp	500.000 Ft		
0210	8120250 - Plastic Drum, High Intensity, Furn	150.000 Ea		
0220	8120251 - Plastic Drum, High Intensity, Oper	150.000 Ea		
0230	8120350 - Sign, Type B, Temp, Prismatic, Furn	600.000 Sft		
0240	8120351 - Sign, Type B, Temp, Prismatic, Oper	600.000 Sft		
0250	8120370 - Traf Regulator Control	1.000 LSUM		
0260	8130010 - Riprap, Plain	90.000 Syd		
0270	8160100 - Slope Restoration, Type A	4,000.000 Syd		
0280	8160101 - Slope Restoration, Type B	1,000.000 Syd		

Section 1 Total:

Total Bid:



Schedule Of Items - Blank Schedule of Items

Report v1

Proposal ID: 56000-200558

Project(s): 200558A

Letting Number: 170901

Call Number: 011

List items on this page by amendment

Contractor: _____

Item Prices

Proposal Line Number	Item ID - Description	Approximate Quantity and Units	Unit Price	Bid Amount
Total Bid:				

Letting Date:

Item No:

Contract ID:

DESIGNATED and SPECIALTY ITEMS

DESIGNATED ITEMS:

***COMPANY NAME AND ADDRESS OF
PREQUALIFIED SUBCONTRACTOR
DOING WORK:***

(COMPANY NAME)

(COMPANY ADDRESS)

(COMPANY NAME)

(COMPANY ADDRESS)

(COMPANY NAME)

(COMPANY ADDRESS)

(COMPANY NAME)

(COMPANY ADDRESS)

(COMPANY NAME)

SPECIALTY ITEMS:

(COMPANY ADDRESS)

(COMPANY NAME)

(COMPANY ADDRESS)

***SEE NEXT PAGE FOR INFORMATION ON
COMPLETING THIS PAGE***

INFORMATION ON COMPLETION OF DESIGNATED AND SPECIALTY ITEMS PAGE

The contractor may sublet the item(s) of work stipulated on the DESIGNATED and SPECIALTY ITEMS page in this bid in accordance with Section 1.08.01 of the 2012 Standard Specifications, Section VII of the required provisions for Federal-Aid Contracts (with the exception noted in the following paragraph), and the following instructions.

The percentage of contract work performed by a contractor's own organization shall comply with Section 1.08.01 of the 2012 Standard Specifications, rather than the lower percentage allowed by Section VII of FHA required contract provisions (form FHWA 1273). Section 108.01 of the 2012 Standard Specifications requires forty percent (40%) performance by a contractor's own organization.

If the contractor **IS NOT** prequalified in EITHER the DESIGNATED or SPECIALTY ITEMS noted in this bid, the contractor MUST, prior to contract award, indicate the company name and address of a prequalified subcontractor in the space provided. If such company name is provided, the contractor MUST sublet the appropriate items to the prequalified subcontractor named, **unless the subcontractor is not prequalified at the time the work is to be performed, or the subletting of the item to another prequalified subcontractor is agreed to in writing by both the contractor and the named subcontractor.**

If the contractor **IS** prequalified in EITHER the DESIGNATED or SPECIALTY ITEMS noted in this bid and does not intend to do the work with its own forces, the contractor may indicate the company name and address of a prequalified subcontractor in the space provided. If such company name is provided, the contractor MUST sublet the appropriate items to the prequalified subcontractor named, **unless the subcontractor is not prequalified at the time the work is to be performed, or the subletting of the item to another prequalified subcontractor is agreed to in writing by both the contractor and the named subcontractor.**

If the contractor **IS** prequalified in the DESIGNATED or SPECIALTY ITEMS noted and NO subcontractor is named, any later decision to subcontract said items of work is subject to the sixty percent (60%) limitation of subcontracting.

At the time that a subcontractor is named in a bid to perform any of the DESIGNATED or SPECIALTY ITEMS, that subcontractor must be prequalified for the classification which includes the work it is to perform. In selecting a subcontractor, the prime contractor shall assure itself that the prospective subcontractor has sufficient equipment, working force, and supervision to complete the designated or specialty items to be subcontracted within the specified time limit.

It is understood and agreed that the prequalification of the subcontractor by the Department pursuant to 1933 P.A. 170 is not a guarantee or warranty of the subcontractor's ability to perform or complete the work contained herein.

Rev. (09/11)

- 1 Cover Page
- 2 Schedule of Items
- 6 Subcontract Provisions
- 8 Table of Contents
- 10 Advertising Notice
- 11 Progress Clause
- 12 Maintaining Traffic incl. Details
 - 17 M0020a
 - 19 M0150a
 - 21 WZD-100-A
 - 32 WZD-125-E
- 35 Unique Special Provisions
 - 35 12TM107-A265 INSURANCE
 - 36 12TM501(A335) HOT MIX ASPHALT PRICES FOR ADJUSTMENTS
- 37 Special Provisions for this Project
 - 37 12SP-102A-02 CONTRACTOR PERFORMANCE EVALUATIONS
 - 39 12SP-102C-02 ELECTRONIC TRANSMITTAL OF CONTRACT DOCUMENTS
 - 40 12SP-102D-01 LOW BID WITHDRAWAL PRIOR TO CONTRACT AWARD
 - 41 12SP-102E-03 DISADVANTAGED BUSINESS ENTERPRISES GOAL AT TIME OF BID
 - 43 12SP-102G-02 JOINT/TWO-PARTY CHECKS
 - 44 12SP-102H-01 DISSEMINATION OF PUBLIC RELATIONS INFORMATION
 - 45 12SP-104A-01 DEBRIS OR MATERIAL IN TRAFFIC LANES
 - 46 12SP-104B-02 HIGH VISIBILITY CLOTHING
 - 47 12SP-104C-01 VALUE ENGINEERING CHANGE PROPOSAL
 - 51 12SP-104E-01 CONSTRUCTION DOCUMENT MANAGEMENT
 - 54 12SP-105A-08 SOURCE OF STEEL AND IRON (BUY AMERICA)
 - 57 12SP-107E-01 CONSTRUCTION STAGING AREAS
 - 58 12SP-107F-01 E-VERIFY
 - 59 12SP-107G-01 LABOR COMPLIANCE
 - 61 12SP-108C-02 ON-THE-JOB TRAINING PROGRAM
 - 62 12SP-108D-01 SCHEDULE OF LIQUIDATED DAMAGES FOR OVERSIGHT
 - 63 12SP-109A-03 PROMPT PAYMENT
 - 67 12SP-109B-01 FORCE ACCOUNT BUSINESS TAXES
 - 68 12SP-109C-01 FORCE ACCOUNT MARK-UP FOR BOND PREMIUM, INSURANCE AND PAYROLL TAXES
 - 69 12SP-109D-01 DELAY COSTS
 - 70 12SP-150A-02 JOBSITE POSTER DEFICIENCIES AND INITIAL MOBILIZATION PAYMENT
 - 71 12SP-208A-02 NON-COMPLIANCE WITH SOIL EROSION AND SEDIMENTATION CONTROL REQUIREMENTS
 - 73 12SP-501A-01 SAMPLING ASPHALT BINDER ON LOCAL AGENCY PROJECTS
 - 74 12SP-501AA-02 WARM-MIX ASPHALT PERMISSIVE USE FOR LOCAL AGENCY PROJECTS
 - 75 12SP-501E-04 RECYCLED HOT MIX ASPHALT MIXTURE OF LOCAL AGENCY PROJECTS
 - 77 12SP-501F-01 MARSHALL HOT MIX ASPHALT MIXTURE
 - 79 12SP-501J-05 ACCEPTANCE OF HOT MIX ASPHALT MIXTURE ON LOCAL AGENCY PROJECTS
 - 86 12SP-807J-01 GUARDRAIL APPROACH TERMINAL TYPES 1B, 1T, 2B AND 2T
 - 88 12SP-812C-01 TRAFFIC CONTROL QUALITY AND COMPLIANCE
 - 90 12SP-812F-02 PAYMENT FOR MINOR TRAFFIC DEVICES AND TRAFFIC REGULATOR CONTROL
 - 91 12SP-812L-01 SUPPORTS FOR TEMPORARY SIGNS
 - 92 12SP-812N-01 MEASUREMENT AND PAYMENT OF TEMPORARY TRAFFIC CONTROL DEVICES
 - 93 12SP-812V-01 TEMPORARY PAVEMENT MARKING REVISIONS
 - 97 12SP-812X-01 PAYMENT OF TEMPORARY TRAFFIC CONTROL DEVICES
 - 98 12SP-900A-01 INDUSTRIAL BY-PRODUCTS AND BENEFICIAL RE-USE
 - 99 12SP-902A-01 GRANULAR MATERIALS
 - 100 12SP-902C-02 CRUSHED CONCRETE NEAR WATER
 - 101 12SP-902D-01 ALTERNATIVE GRANULAR MATERIALS FOR FILL AND SUBBASE
 - 102 12SP-910A-01 PHYSICAL REQUIREMENTS FOR GEOTEXTILES
 - 103 12SP-912A-02 MICRONIZED COPPER WATER BASED WOOD PRESERVATIVE SYSTEMS
 - 104 12SP-918A-01 ELECTRICAL AND LIGHTING CONDUIT
 - 105 12SP-920A-04 PERMANENT PAVEMENT MARKING MATERIALS
- 106 Notice to Bidders for this Project

- 106 12NB-13-03 MULTIPLE DAVIS-BACON WAGE DECISIONS
- 107 12NB15 BID RIGGING
- 108 12NB17 NOTICE TO CONTRACTORS/CONSULTANTS FRAUD AND ABUSE HOTLINE
- 109 12NB23 USE OF CRUSHED CONCRETE FOR DENSE-AND OPEN-GRADED AGGREGATES AND
GRANULAR MATERIAL
- 110 Utility Coordination
- 112 Supplemental Specifications
- 112 12SS-001A-13 ERRATA TO THE 2012 STANDARD SPECIFICATIONS
- 142 Log of Project (Title Sheet)
- 144 Project Log
- 146 General Notes
- 147 Typical Sheet
- 150 Notice of Bidders - Contact Person
- 151 Labor Rates



8/2/2017 9:10 AM

Trns•port v2.02.096.03

Notice of Advertisement

Report v1

Letting of: 170901

10:30 AM, Local Time 425 W. OTTAWA ST., LANSING, MI 48933

Call Num	Contract ID	Control Section	Project Num	Federal Project Num	Federal Item
011	56000-200558	STUL 56000	200558A	STP 1756(012)	HK1643

Description: 1.17 mi of hot mix asphalt base crushing, shaping and resurfacing, trenching, aggregate base, aggregate shoulders and guardrail on Airport Road from Hicks Road to Perrine Road in the city of Midland, Midland County. This is a Local Agency Project.

Required DBE Participation: 3.00%

Net Classification Required for this project: ** 391 Cb **

Estimated Pages for Plans: 0

Completion Date: 8/17/2018

In addition to the above minimum prequalification requirement for prime contractors this project includes a subclassification of Ea. If the prime contractor is not prequalified in this subclassification it must use a prequalified subcontractor. This subcontractor must be designated prior to award of the contract to the confirmed low bidder.

See proposal for bidder guaranty information.

Proposal and plans, if applicable, are available for examination online at <<http://mdotcf.state.mi.us/public/eprop/login/index.cfm>>

Contract ID STUL 56000-200558A

PROGRESS CLAUSE: Submit a complete, detailed and signed MDOT Form 1130, Progress Schedule, to the Engineer within seven (7) calendar days of confirmation of low bid by the department.

The progress schedule submittal must include, as a minimum, the controlling work items for the completion of the project and the planned dates (or work days for a work day project) that the work items will be the controlling operations. When specified in the proposal or contract documents the date the project is to be opened to traffic, the final project completion date, all interim completion dates, and any other controlling dates must be included in the project schedule.

After receiving Notice of Award, start work on the date agreed upon with the Engineer, which date shall be no earlier than **April 30, 2018**. In no case, shall any work be commenced prior to receipt of formal notice of award by the department.

All contract work must be complete and the road fully open to traffic no later than the interim completion date of **June 29, 2018**.

The entire project must be completed on or before the final project completion date of **August 17, 2018**.

Failure by the Contractor to meet interim, final and/or any stage completion dates will result in the assessment of liquidated damages in accordance with subsection 108.10 of the Standard Specifications for Construction.

After award and prior to the start of work, the Contractor must attend a preconstruction meeting with the Engineer. The schedule for this meeting will be determined by the Engineer after submittal of form 1130. The Engineer will arrange the day, time and place for the preconstruction meeting. The meeting will be conducted after project award and may be rescheduled if there are delays in the award of the project.

The named subcontractor(s) for, Designated and/or Specialty Items, as shown in the proposal, is recommended to be at the preconstruction meeting if such items materially affect the work schedule.

MIDLAND COUNTY ROAD COMMISSION
SPECIAL PROVISION
FOR
MAINTAINING TRAFFIC AND PAVEMENT MARKINGS

MCRC

1 of 5

MAY 2017

a. Description. This work shall consist of all labor, materials, and equipment required to maintain traffic as specified herein, on Airport Road in Midland County and the City of Midland.

b. General. Traffic shall be maintained throughout the project in accordance with the most current edition of the Michigan Department of Transportation (MDOT) *Standard Specifications for Construction*, the 2011 Michigan Manual on Uniform Traffic Control Devices (MMUTCD), and typicals or supplemental specifications in this proposal and as specified herein.

1. The Contractor shall notify the Project Engineer a minimum of 72 business hours prior to the delivery of any traffic control devices so the devices can be inspected for compliance.
2. The Contractor shall coordinate their operations with other Contractors and the Midland County Road Commission within and adjacent to the Construction Influence Area (C.I.A.) in order to avoid conflicts with the maintenance of traffic, construction signing, and the orderly progress of contract work.
3. The Contractor shall notify the Engineer, Midland County Road Commission, Midland County Central Dispatch, Local Fire Department(s), and Midland Public Schools a minimum of three (3) full working days prior to the implementation of any detours or road closures.

c. Construction Influence Area (C.I.A.). The C.I.A. shall include the areas within the right-of-way of the following roadways, within the limits described below:

1. Airport Road from Hicks Road to Perrine Road.
2. The right-of-way 4,000 feet in each direction of all areas proposed for construction, including the right-of-way 1,000 feet in each direction of all intersecting roads.
3. All crossroads adjacent to the work zone for a distance of approximately ¼ mile in advance of the work zone, or as far as the construction signing extends.

d. Traffic Restrictions. The Contractor shall maintain traffic in accordance with the work zone typicals, details, and notes herein, except as noted below:

1. At least one lane of traffic shall be maintained during daylight hours utilizing traffic

regulator control in accordance with M0020a and M0150a.

2. No work shall be performed or lane closures allowed during the Memorial Day holiday period, as defined from 6:00 p.m. Thursday, May 24th, 2018 until normal starting time on Tuesday, May 29th, 2018, or during the Fourth of July holiday period, as defined from 6:00 p.m. Friday, June 29th, 2018 until normal starting time on Thursday, July 5th, 2018.
3. Changes or adjustments in the work zone typicals provided may be necessary as determined by the Engineer.
4. All traffic shall be maintained at all times on all intersecting roads. Reasonable access to intersecting roads, residential and commercial driveways shall be maintained at all times.
5. Conduct all work during daytime hours only. Night work will not be permitted. Saturday work will only be allowed if approved by the Engineer. Sunday work will not be allowed.
6. Traffic Regulator Control
 - A. A traffic regulator control sequence will be allowed to cover a maximum length of **2.0 miles**. The arrow panel, signs, and channelizing tapers for the traffic regulator operation shall be placed at locations approved by the Engineer for adequate visibility by oncoming traffic.
 - B. Traffic regulator control shall be used at all intersections or other traffic generators for cross street traffic throughout the traffic regulator sequence and shall conform to Section 812.03.G.8 of the most current edition of the *Standard Specifications for Construction*.
 - C. Intermediate traffic regulators located at intersections shall have "Traffic Regulator Symbol" (W20-7a) advance warning signs in place on the side road, along with the required "Road Work Ahead" (W20-1) signs. "Be Prepared to Stop" signs are only required if there are no existing "Stop Ahead" (W3-1) signs. Signing on the crossroads shall be set up with the existing "Stop Ahead" sign taking the place of the "Be Prepared to Stop" sign on the appropriate typical
 - D. Additional traffic regulator control may be required at driveways, as directed by the Engineer. The cost of these additional Traffic Regulators shall be included in the cost of *the Traf Regulator Control* pay item.
 - E. All traffic regulators assigned to traffic control must have necessary instruction and training prior to starting operations.
7. Undercuts or excavations immediately adjacent to active traffic lanes shall have a maximum 1 on 3 slope from the edge of roadway at the end of each maintaining traffic operation, unless otherwise approved by the Engineer.

8. Storage restrictions for vehicles, equipment, and materials shall conform to Section 812.03 of the *Standard Specifications for Construction* and as directed by the Engineer.
9. Changes or adjustments in the temporary signing and maintaining traffic typicals provided may be necessary to fit field conditions, as determined by the Engineer.
10. The Contractor shall limit the number of personal vehicles within the project limits and within the C.I.A. limits.
11. A minimum lane of 10 foot in width shall be maintained throughout the project for local traffic and emergency vehicles. If in the event, any area of the project is completely closed to traffic, central dispatch must be notified a minimum of 24 hours in advance of the closure.

e. Traffic Control Devices. The traffic control required for this special provision for the work is based on the suggested sequence of operations. The Contractor, subject to review and approval by the Engineer, may use an alternate traffic control plan.

1. General.
 - i. All traffic control devices and their usage shall conform to the most current editions of the Michigan Manual on Uniform Traffic Control Devices (MMUTCD) specifically Part 6 which is available on the MDOT Traffic and Safety Support Area website www.michigan.gov/tands
 - ii. During non-working periods, any work site with uncompleted work shall have advance warning signs (W20-1 – “Road Work Ahead”) and *Plastic Drums*, at specific locations, as directed by the Engineer, at no additional cost to the Road Commission.
 - iii. The Contractor shall be responsible for protecting the work areas and must supply the necessary traffic control devices apart from those called on the plans to delineate the work area from adjacent properties.
 - iv. All existing traffic control devices damaged or lost by the Contractor shall be replaced at the Contractor’s expense.
 - v. Removal or repositioning of all existing regulatory, warning, and guide signs shall be included in the bid item “Minor Traf Devices”.
2. Temporary Signs.
 - i. Distances shown between construction warning, regulatory and guide signs shown on the typicals are approximate and may require field adjustment, as directed by the Engineer.
 - ii. Where signs are no longer applicable, they shall be removed or have their legends completely covered with plywood which shall be included in the bid

4 of 5

item "Minor Traf Devices." All temporary signs that remain in place for more than 14 days shall be mounted on driven supports per WZD-100-A. Temporary Signs that remain in place less than 14 days and are not mounted to driven posts shall be installed per WZD-125-E.

- iii. The Contractor shall relocate temporary signs during construction to active work zone areas.
- iv. All temporary signs shall have prismatic sheeting.
- v. Type A Warning Flashers shall be mounted on all diamond-shaped warning signs mounted on temporary supports.
- vi. All diamond-shaped warning signs shall be 48" x 48" mounted at a minimum 7-foot bottom height.
- vii. All temporary signs shall be constructed with legends and symbols flush to the signs face and not extending beyond the sign borders or edges.

3. Temporary Pavement Markings.

- i. Temporary pavement markings shall consist of:

Pavt Mrkg, Type NR, Tape, 4 inch, Yellow, Temp – lane lines on leveling course

Pavt Mrkg, Type NR, Tape, 4 inch, Yellow, Temp – lane lines on top course

- ii. When Type R or Type NR Pavement Marking is used, it shall be the Contractor's responsibility to ensure that all Temporary Pavement Markings adhere to the pavement surface until permanent markings are installed. Any additional adhesives or other materials shall be included in these pay items.
- iii. The Contractor shall maintain the definition and reflectivity of all Temporary Pavement Markings for the duration of the marking.
- iv. Temporary pavement markings, which come loose, shall be replaced at the Contractor's expense, as directed by the Engineer. Replacement of deficient traffic control devices shall be according to the *Special Provision for Traffic Control Quality and Compliance*.

4. Permanent Pavement Markings.

- i. Permanent pavement markings and signs shall be placed by the Midland County Road Commission.

f. Measurement and Pavement. This work shall be at the Contract Unit Price in accordance with the Standard Specifications for Construction, which shall be payment in full for all labor, material, and equipment needed to accomplish this work.

1. The estimate of quantities for maintaining traffic is based on signing and related traffic control devices for one (1) traffic regulator control sequence and descriptions in this Special Provision. Payment for these devices will be in accordance with the current edition of the Standard Specifications for Construction unless otherwise specified.
2. Payment for temporary signs will be made on the total cumulative area of the maximum number of each sign legend that is in use during the course of the project unless previously paid.
3. Any additional signing or traffic control devices required to expedite the construction shall be at the Contractor's expense
4. Payment for barricades, lighted arrows, and plastic drums will be made on the maximum number in use during the course of the project unless previously paid.
5. It shall be the Contractor's responsibility to furnish, install, maintain, move and remove all traffic control devices necessary for maintaining traffic within the CIA.

MINIMUM MERGING TAPER LENGTH "L" (FEET)

OFFSET FEET	POSTED SPEED LIMIT, MPH (PRIOR TO WORK AREA)									
	25	30	35	40	45	50	55	60	65	70
1	10	15	20	27	45	50	55	60	65	70
2	21	30	41	53	90	100	110	120	130	140
3	31	45	61	80	135	150	165	180	195	210
4	42	60	82	107	180	200	220	240	260	280
5	52	75	102	133	225	250	275	300	325	350
6	63	90	123	160	270	300	330	360	390	420
7	73	105	143	187	315	350	385	420	455	490
8	83	120	163	213	360	400	440	480	520	560
9	94	135	184	240	405	450	495	540	585	630
10	104	150	204	267	450	500	550	600	650	700
11	115	165	225	293	495	550	605	660	715	770
12	125	180	245	320	540	600	660	720	780	840
13	135	195	266	347	585	650	715	780	845	910
14	146	210	286	374	630	700	770	840	910	980
15	157	225	307	400	675	750	825	900	975	1050

TAPER LENGTH "L" IN FEET

THE FORMULAS FOR THE MINIMUM LENGTH OF A MERGING TAPER IN DERIVING THE "L" VALUES SHOWN IN THE ABOVE TABLES ARE AS FOLLOWS:

"L" = $\frac{W \times S^2}{60}$ WHERE POSTED SPEED PRIOR TO THE WORK AREA IS 40 MPH OR LESS

"L" = S x W WHERE POSTED SPEED PRIOR TO THE WORK AREA IS 45 MPH OR GREATER

- L = MINIMUM LENGTH OF MERGING TAPER
- S = POSTED SPEED LIMIT IN MPH PRIOR TO WORK AREA
- W = WIDTH OF OFFSET

TYPES OF TAPERS


UPSTREAM TAPERS

- MERGING TAPER
- SHIFTING TAPER
- SHOULDER TAPER
- TWO-WAY TRAFFIC TAPER

DOWNSTREAM TAPERS (USE IS OPTIONAL)

TAPER LENGTH

- L - MINIMUM
- 1/2 L - MINIMUM
- 1/3 L - MINIMUM
- 100' - MAXIMUM
- 100' - MINIMUM (PER LANE)

 TRAFFIC AND SAFETY MAINTAINING TRAFFIC TYPICAL	TABLES FOR "L", "D" AND "B" VALUES		
	DRAWN BY: CON:AE:djf	JUNE 2006	M0020a
CHECKED BY: BMM	PLAN DATE:	1 OF 2	
FILE: K:/DGN/TSR/STDS/ENGLISH/MNTTRF/M0020a.dgn		REV.	08/21/2006

DISTANCE BETWEEN TRAFFIC CONTROL DEVICES "D"
AND LENGTH OF LONGITUDINAL BUFFER SPACE ON
"WHERE WORKERS PRESENT" SEQUENCES


"D" DISTANCES	POSTED SPEED LIMIT, MPH (PRIOR TO WORK AREA)									
	25	30	35	40	45	50	55	60	65	70
D (FEET)	250	300	350	400	450	500	550	600	650	700

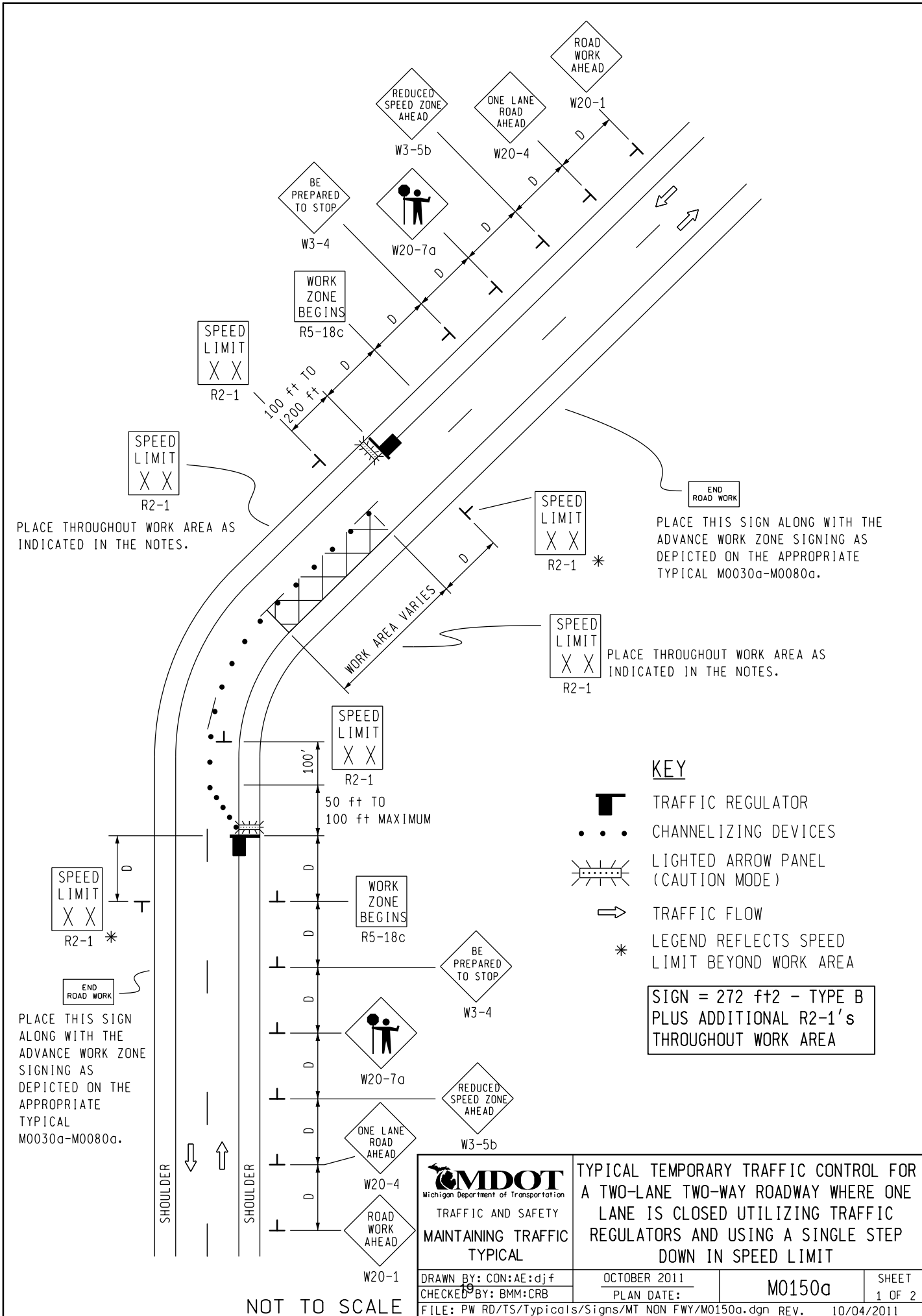
GUIDELINES FOR LENGTH OF
LONGITUDINAL BUFFER SPACE "B"

SPEED* MPH	LENGTH FEET
20	33
25	50
30	83
35	132
40	181
45	230
50	279
55	329
60	411
65	476
70	542

* POSTED SPEED, OFF PEAK 85TH PERCENTILE SPEED PRIOR TO WORK STARTING, OR THE ANTICIPATED OPERATING SPEED

1 BASED UPON AMERICAN ASSOCIATION OF STATE HIGHWAY AND TRANSPORTATION OFFICIALS (AASHTO) BRAKING DISTANCE PORTION OF STOPPING SIGHT DISTANCE FOR WET AND LEVEL PAVEMENTS (A POLICY ON GEOMETRIC DESIGN OF HIGHWAY AND STREETS), AASHTO. THIS AASHTO DOCUMENT ALSO RECOMMENDS ADJUSTMENTS FOR THE EFFECT OF GRADE ON STOPPING AND VARIATION FOR TRUCKS.

 Michigan Department of Transportation TRAFFIC AND SAFETY MAINTAINING TRAFFIC TYPICAL	TABLES FOR "L", "D" AND "B" VALUES		
	DRAWN BY: CON:AE:djf CHECKED BY: BMM	JUNE 2006 PLAN DATE:	M0020a
FILE: K:/DGN/TSR/STDS/ENGLISH/MNTTRF/M0020a.dgn REV. 08/21/2006			








PLACE THROUGHOUT WORK AREA AS INDICATED IN THE NOTES.

PLACE THIS SIGN ALONG WITH THE ADVANCE WORK ZONE SIGNING AS DEPICTED ON THE APPROPRIATE TYPICAL M0030a-M0080a.


PLACE THROUGHOUT WORK AREA AS INDICATED IN THE NOTES.

KEY

-  TRAFFIC REGULATOR
-  CHANNELIZING DEVICES
-  LIGHTED ARROW PANEL (CAUTION MODE)
-  TRAFFIC FLOW
-  LEGEND REFLECTS SPEED LIMIT BEYOND WORK AREA

SIGN = 272 ft ± 2 - TYPE B PLUS ADDITIONAL R2-1's THROUGHOUT WORK AREA

PLACE THIS SIGN ALONG WITH THE ADVANCE WORK ZONE SIGNING AS DEPICTED ON THE APPROPRIATE TYPICAL M0030a-M0080a.

 Michigan Department of Transportation TRAFFIC AND SAFETY MAINTAINING TRAFFIC TYPICAL	
DRAWN BY: CON:AE:djf CHECKED BY: BMM:CRB	OCTOBER 2011 PLAN DATE:
FILE: PW RD/TS/Typicals/Signs/MT NON FWY/M0150a.dgn REV. 10/04/2011	

TYPICAL TEMPORARY TRAFFIC CONTROL FOR A TWO-LANE TWO-WAY ROADWAY WHERE ONE LANE IS CLOSED UTILIZING TRAFFIC REGULATORS AND USING A SINGLE STEP DOWN IN SPEED LIMIT	
M0150a	SHEET 1 OF 2

NOT TO SCALE


NOTES

- 1H. D = DISTANCE BETWEEN TRAFFIC CONTROL DEVICES AND LENGTH OF LONGITUDINAL BUFFERS
SEE M0020a FOR "D" VALUES.
2. ALL NON-APPLICABLE SIGNING WITHIN THE CIA SHALL BE MODIFIED TO FIT CONDITIONS, COVERED OR REMOVED.
3. DISTANCES BETWEEN SIGNS, THE VALUES FOR WHICH ARE SHOWN IN TABLE D, ARE APPROXIMATE AND MAY NEED ADJUSTING AS DIRECTED BY THE ENGINEER.
- 3A. THE "WORK ZONE BEGINS" (R5-18c) SIGN SHALL BE USED ONLY IN THE INITIAL SIGNING SEQUENCE IN THE WORK ZONE. SUBSEQUENT SEQUENCES IN THE SAME WORK ZONE SHALL OMIT THIS SIGN AND THE QUANTITIES SHALL BE ADJUSTED APPROPRIATELY.
- 4A. THE MAXIMUM RECOMMENDED DISTANCE(S) BETWEEN CHANNELIZING DEVICES IN THE TAPER AREA(S) SHOULD BE 15 FEET AND SHOULD BE EQUAL IN FEET TO TWICE THE POSTED SPEED IN MILES PER HOUR IN THE PARALLEL AREA(S).
5. FOR OVERNIGHT CLOSURES, TYPE III BARRICADES SHALL BE LIGHTED.
6. WHEN CALLED FOR IN THE FHWA ACCEPTANCE LETTER FOR THE SIGN SYSTEM SELECTED, THE TYPE A WARNING FLASHER, SHOWN ON THE WARNING SIGNS, SHALL BE POSITIONED ON THE SIDE OF THE SIGN NEAREST THE ROADWAY.
7. ALL TEMPORARY SIGNS, TYPE III BARRICADES, THEIR SUPPORT SYSTEMS AND LIGHTING REQUIREMENTS SHALL MEET NCHRP 350 CRASHWORTHLY REQUIREMENTS STIPULATED IN THE CURRENT EDITION OF THE MICHIGAN MANUAL ON UNIFORM TRAFFIC CONTROL DEVICES, THE CURRENT EDITION OF THE STANDARD SPECIFICATIONS FOR CONSTRUCTION, THE STANDARD PLANS AND APPLICABLE SPECIAL PROVISIONS. ONLY DESIGNS AND MATERIALS APPROVED BY MDOT WILL BE ALLOWED.
9. ALL TRAFFIC REGULATORS SHALL BE PROPERLY TRAINED AND SUPERVISED.
- 9A. IN ANY OPERATION INVOLVING MORE THAN ONE TRAFFIC REGULATOR, ONE PERSON SHOULD BE DESIGNATED AS HEAD TRAFFIC REGULATOR.
10. ALL TRAFFIC REGULATORS' CONDUCT, THEIR EQUIPMENT, AND TRAFFIC REGULATING PROCEDURES SHALL CONFORM TO THE CURRENT EDITION OF THE MICHIGAN MANUAL OF UNIFORM TRAFFIC CONTROL DEVICES (MMUTCD) AND THE CURRENT EDITION OF THE MDOT HANDBOOK ENTITLED "TRAFFIC REGULATORS INSTRUCTION MANUAL."
11. WHEN TRAFFIC REGULATING IS ALLOWED DURING THE HOURS OF DARKNESS, APPROPRIATE LIGHTING SHALL BE PROVIDED TO SUFFICIENTLY ILLUMINATE THE TRAFFIC REGULATOR'S STATIONS.
- 12E. THE MAXIMUM DISTANCE BETWEEN THE TRAFFIC REGULATORS SHALL BE NO MORE THAN 2 MILES IN LENGTH UNLESS RESTRICTED FURTHER IN THE SPECIAL PROVISIONS FOR MAINTAINING TRAFFIC. ALL SEQUENCES OF MORE THAN 2 MILES IN LENGTH WILL REQUIRE WRITTEN PERMISSION FROM THE ENGINEER BEFORE PROCEEDING.
13. WHEN INTERSECTING ROADS OR SIGNIFICANT TRAFFIC GENERATORS (SHOPPING CENTERS, MOBILE HOME PARKS, ETC.) OCCUR WITHIN THE ONE-LANE TWO-WAY OPERATION, INTERMEDIATE TRAFFIC REGULATORS AND APPROPRIATE SIGNING SHALL BE PLACED AT THESE LOCATIONS.
14. ADDITIONAL SIGNING AND/OR ELONGATED SIGNING SEQUENCES SHOULD BE USED WHEN TRAFFIC VOLUMES ARE SIGNIFICANT ENOUGH TO CREATE BACKUPS BEYOND THE W3-4 SIGNS.
15. THE HAND HELD (PADDLE) SIGNS REQUIRED BY THE MMUTCD TO CONTROL TRAFFIC WILL BE PAID FOR AS PART OF FLAG CONTROL.
- 16A. ADDITIONAL SPEED LIMIT SIGNS REFLECTING THE REDUCED SPEED SHALL BE PLACED AFTER EACH MAJOR CROSSROAD THAT INTERSECTS THE WORK AREA WHERE THE REDUCED SPEED IS IN EFFECT, AND AT INTERVALS ALONG THE ROADWAY SUCH THAT NO SPEED LIMIT SIGNS REFLECTING THE REDUCED SPEED ARE MORE THAN TWO MILES APART.
- 16B. WHEN REDUCED SPEED LIMITS ARE UTILIZED IN THE WORK AREA, ADDITIONAL SPEED LIMIT SIGNS RETURNING TRAFFIC TO ITS NORMAL SPEED SHALL BE PLACED BEYOND THE LIMITS OF THE REDUCED SPEED AS INDICATED.
- 16E. WHEN EXISTING SPEED LIMITS ARE REDUCED MORE THAN 10 MPH, THE SPEED LIMIT SHALL BE STEPPED DOWN IN NO MORE THAN 10 MPH INCREMENTS.
- 28E. THE TRAFFIC REGULATORS SHOULD BE POSITIONED AT OR NEAR THE SIDE OF THE ROAD SO THAT THEY ARE SEEN CLEARLY AT A MINIMUM DISTANCE OF 500 FEET. THIS MAY REQUIRE EXTENDING THE BEGINNING OF THE LANE CLOSURE TO OVERCOME VIEWING PROBLEMS CAUSED BY HILLS AND CURVES.

SIGN SIZES

DIAMOND WARNING	- 48" x 48"
RECTANGULAR REGULATORY	- 48" x 60"
R5-18c REGULATORY	- 48" x 48"

NOT TO SCALE

 TRAFFIC AND SAFETY MAINTAINING TRAFFIC TYPICAL	TYPICAL TEMPORARY TRAFFIC CONTROL FOR A TWO-LANE TWO-WAY ROADWAY WHERE ONE LANE IS CLOSED UTILIZING TRAFFIC REGULATORS AND USING A SINGLE STEP DOWN IN SPEED LIMIT
DRAWN BY: CON:AE:djf	OCTOBER 2011
CHECKED BY: BMM:CRB	PLAN DATE:
20	M0150a
FILE: PW RD/TS/Typicals/Signs/MT NON FWY/M0150a.dgn	SHEET 2 OF 2 REV. 10/04/2011

SIGN MATERIAL SELECTION TABLE

SIGN SIZE	SIGN MATERIAL TYPE		
	TYPE I	TYPE II	TYPE III
≤ 36" X 36"		X	X
>36" X 36" < 96" TO WIDE		X	
> 96" WIDE TO 144" WIDE	X	X	
> 144" WIDE	X		


TYPE I ALUMINUM EXTRUSION
 TYPE II PLYWOOD
 TYPE III ALUMINUM SHEET

ROUNDING OF CORNERS IS NOT REQUIRED FOR TYPE I OR II SIGNS.
 VERTICAL JOINTS ARE NOT PERMITTED.
 HORIZONTAL JOINTS THROUGH SIGN LEGEND OR SYMBOLS ARE NOT PERMITTED.

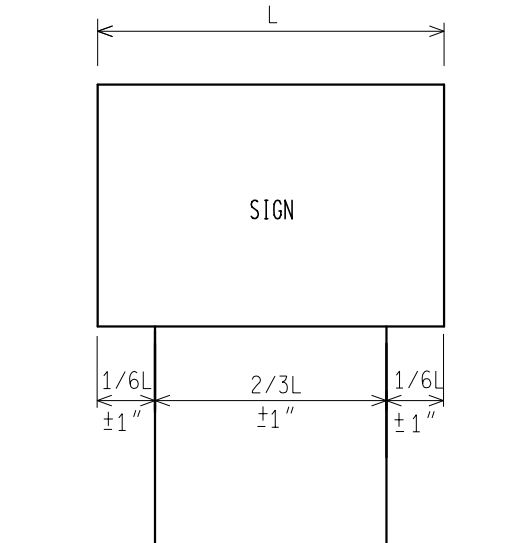
POST SIZE REQUIREMENTS TABLE

SIGN AREA (ft ²)	POST TYPE		
	U-CHANNEL STEEL	SQUARE TUBULAR STEEL	WOOD
≤9	1 - 3 lb/ft*	1 - 2" 12 or 14 GA*	N/A
9 ≤ 20	2 - 3 lb/ft	2 - 2" 12 or 14 GA	1 - 4" X 6"*
> 20 ≤ 30	N/A	N/A	2 - 4" X 6"
> 30 ≤ 60	N/A	N/A	2 - 6" X 8"
> 60 ≤ 84	N/A	N/A	3 - 6" X 8"

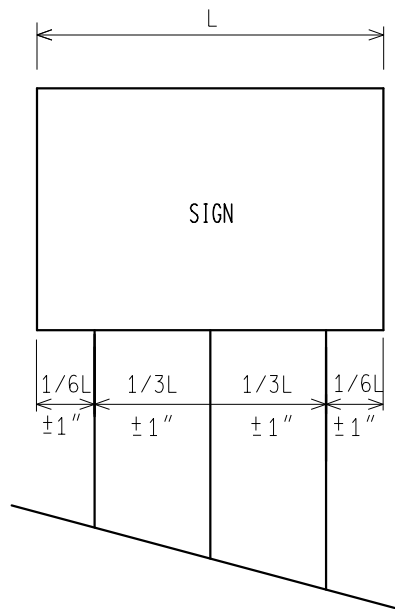
*SIGNS 4 FEET AND GREATER IN WIDTH REQUIRE 2 POSTS.
 SIGNS GREATER THAN 8 FEET IN WIDTH REQUIRE 2 OR 3 WOOD
 POSTS DEPENDING ON AREA OF SIGN.
 A MAXIMUM OF 2 POSTS WITHIN A 7' PATH IS PERMITTED.

 PREPARED BY OPERATIONS FIELD SERVICES	DEPARTMENT DIRECTOR Kirk T. Steudle APPROVED BY: _____ DIRECTOR, BUREAU OF FIELD SERVICES	MICHIGAN DEPARTMENT OF TRANSPORTATION BUREAU OF FIELD SERVICES SPECIAL DETAIL FOR GROUND DRIVEN SIGN SUPPORTS FOR TEMP SIGNS		
	DRAWN BY: <u>CON/ECH</u> CHECKED BY: <u>AUG</u>	APPROVED BY: _____ DIRECTOR, BUREAU OF HIGHWAY DEVELOPMENT	_____ F.H.W.A. APPROVAL	<u>7/20/2016</u> PLAN DATE

2 POST SIGN SUPPORT SPACING



3 POST SIGN SUPPORT SPACING



* FOR ALL 11' AND 12' LONG SIGNS ON 3 WOOD SUPPORTS, SPREAD POSTS SO AS TO HAVE A 8' MIN. TO 9' MAX. DISTANCE BETWEEN OUTSIDE POSTS.

NOT TO SCALE

MICHIGAN DEPARTMENT OF TRANSPORTATION
BUREAU OF FIELD SERVICES SPECIAL DETAIL

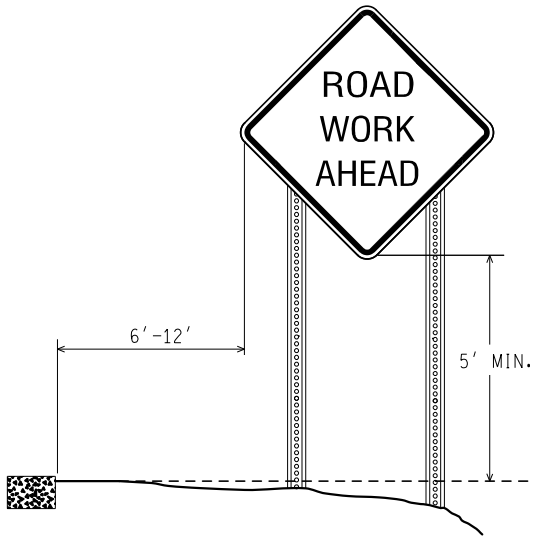
F.H.W.A. APPROVAL

7/20/2016
PLAN DATE

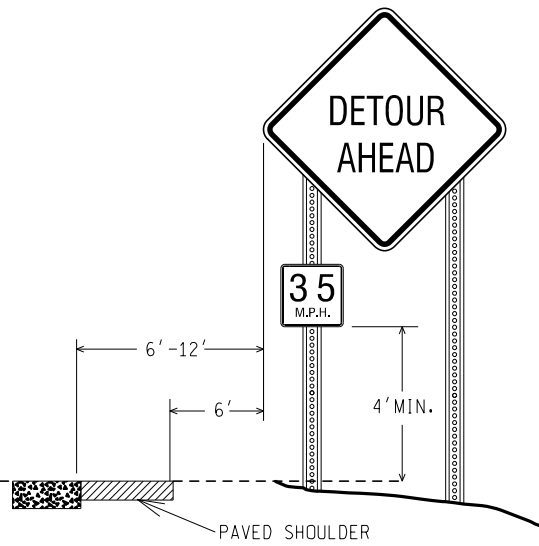
WZD-100-A

SHEET
2 OF 11

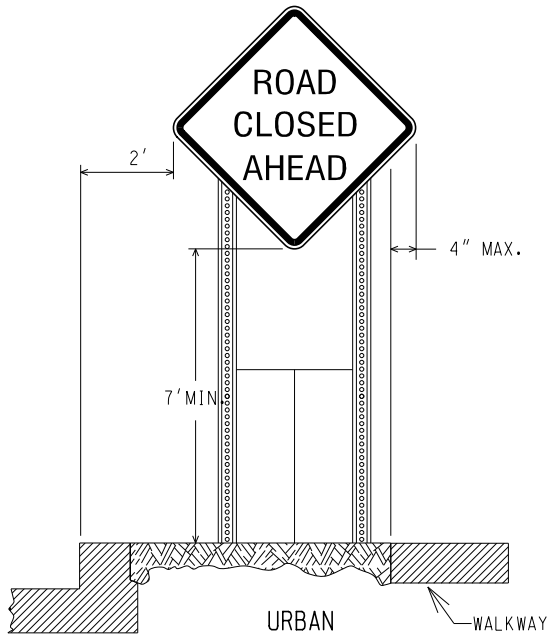
NOTE: THE ORIGINAL SIGNED COPY IS KEPT ON FILE AT THE MICHIGAN DEPARTMENT OF TRANSPORTATION.



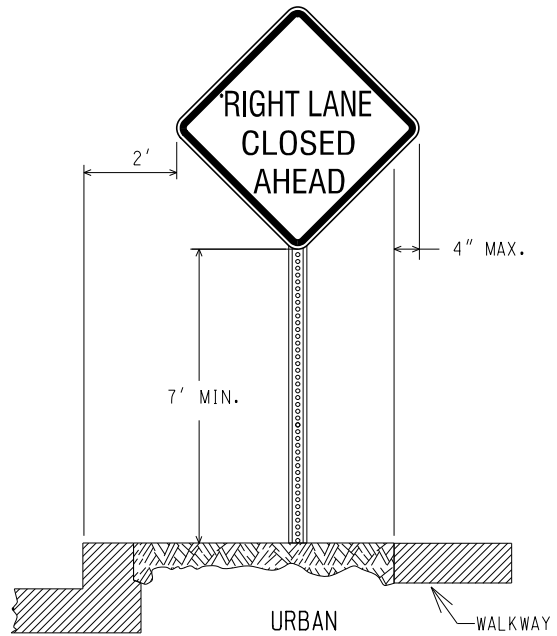
RURAL



RURAL WITH ADVISORY SPEED PLATE



(CURBED AREAS OR WHERE WALKWAYS ARE PRESENT)



(CURBED AREAS OR WHERE WALKWAYS ARE PRESENT)

BOTTOM HEIGHT AND OFFSET

NOT TO SCALE

MICHIGAN DEPARTMENT OF TRANSPORTATION
BUREAU OF FIELD SERVICES SPECIAL DETAIL

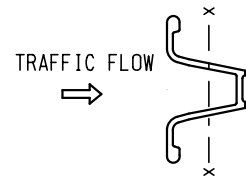
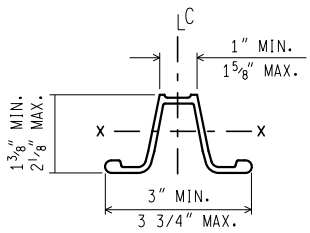
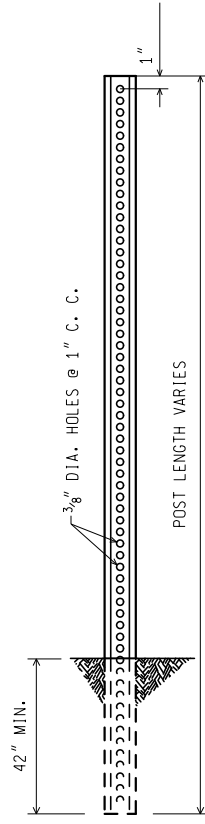
F.H.W.A. APPROVAL

7/20/2016
PLAN DATE

WZD-100-A

SHEET
3 OF 11

NOTE: THE ORIGINAL SIGNED COPY IS KEPT ON FILE AT THE MICHIGAN DEPARTMENT OF TRANSPORTATION.



WEIGHT = 3 lbs/ft
 SECT. MOD. X.-X. = 0.31 CUBIC INCHES MIN.

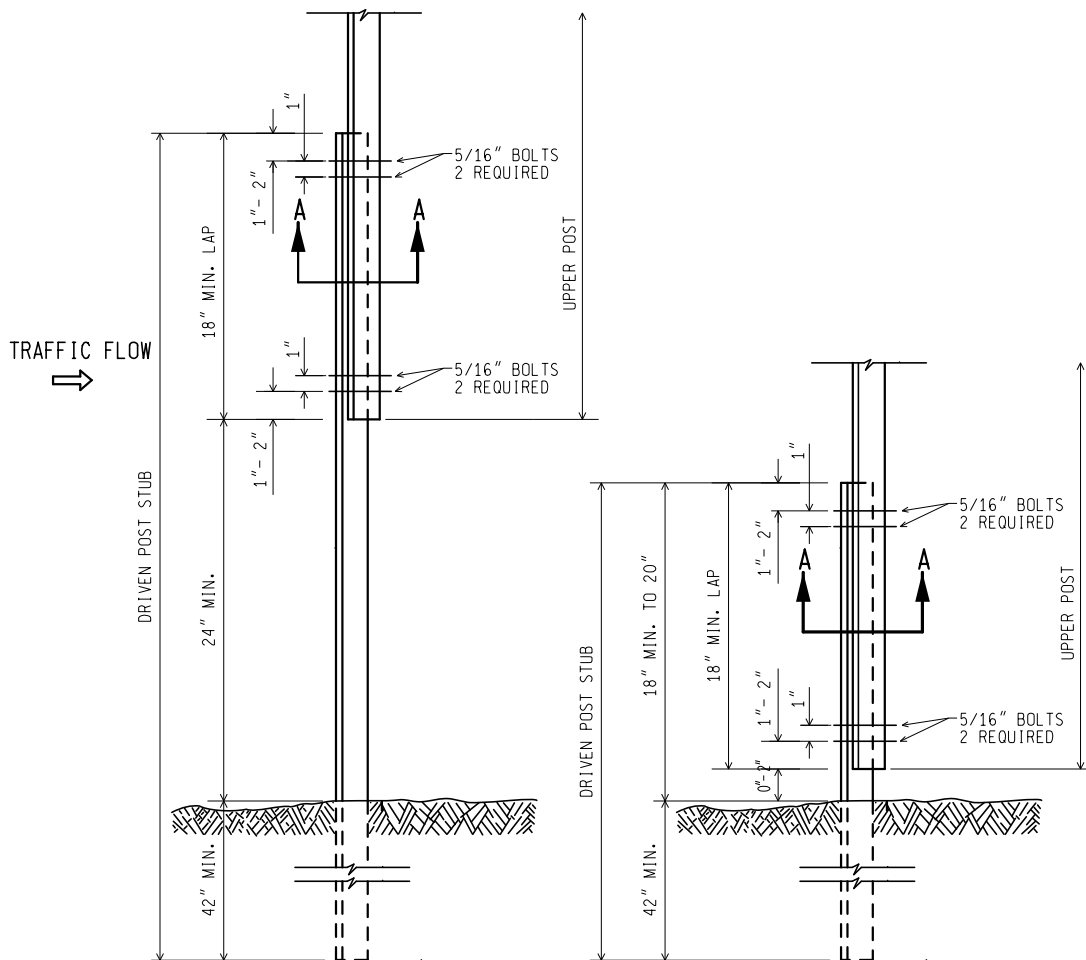
3 lb. U - CHANNEL STEEL POST
 (NO SPLICE)

MOUNT SIGN ON OPEN FACE OF
 U - CHANNEL STEEL POST

NOT TO SCALE

MICHIGAN DEPARTMENT OF TRANSPORTATION BUREAU OF FIELD SERVICES SPECIAL DETAIL	F.H.W.A. APPROVAL	7/20/2016 PLAN DATE	WZD-100-A	SHEET 4 OF 11
--	-------------------	------------------------	-----------	------------------

NOTE: THE ORIGINAL SIGNED COPY IS KEPT ON FILE AT THE MICHIGAN DEPARTMENT OF TRANSPORTATION.



UPPER SPLICE

LOWER SPLICE

3 lb. U - CHANNEL STEEL POST
(WITH SPLICE)

MOUNT SIGN ON OPEN FACE OF
UPPER U - CHANNEL STEEL POST

NOT TO SCALE

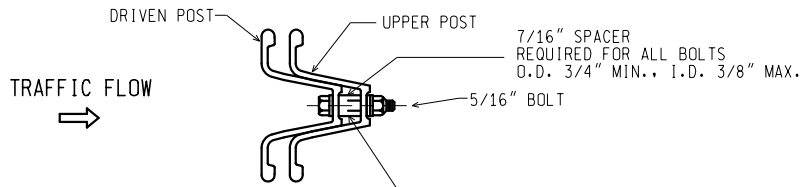
MICHIGAN DEPARTMENT OF TRANSPORTATION
BUREAU OF FIELD SERVICES SPECIAL DETAIL

F.H.W.A. APPROVAL

7/20/2016
PLAN DATE

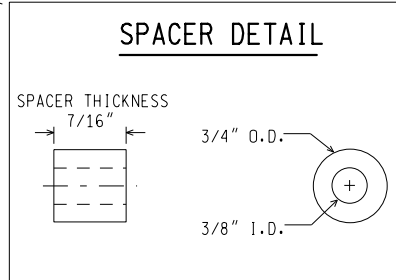
WZD-100-A

SHEET
5 OF 11



SECTION A-A

7/16" SPACER
 REQUIRED FOR ALL BOLTS
 O.D. 3/4" MIN., I.D. 3/8" MAX.



NOTES:

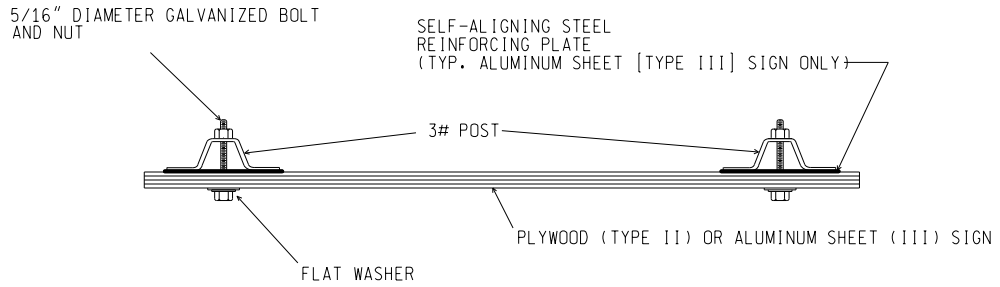
1. THE SPACER THICKNESS SHALL BE 1/16" LESS THAN THE GAP BETWEEN THE POST WHEN POSITIONED IN THE UNBOLTED CONFIGURATION.
2. THE EXTERIOR BOLT (CLOSEST TO LAP), SPACER, WASHER, AND NUT SHALL BE INSTALLED IN A PREPUNCHED HOLE 1" TO 2" FROM THE END OF THE LAP.
3. THE INTERIOR BOLT (FARTHEST FROM LAP), SPACER, WASHER, AND NUT SHALL BE INSTALLED IN THE NEXT PREPUNCHED HOLE.
4. THE DRIVEN POST SHALL ALWAYS BE MOUNTED IN FRONT OF THE UPPER POST WITH RESPECT TO THE ADJACENT ONCOMING TRAFFIC, REGARDLESS OF THE DIRECTION THE SIGN IS FACING.
5. THE SPLICE LAP SHALL BE FASTENED BY FOUR-5/16" DIA. GALVANIZED A449 BOLTS (SAE J429 GRADE 5) OR GALVANIZED A325 BOLTS.

3 lb. U - CHANNEL STEEL POST
 (WITH SPLICE)

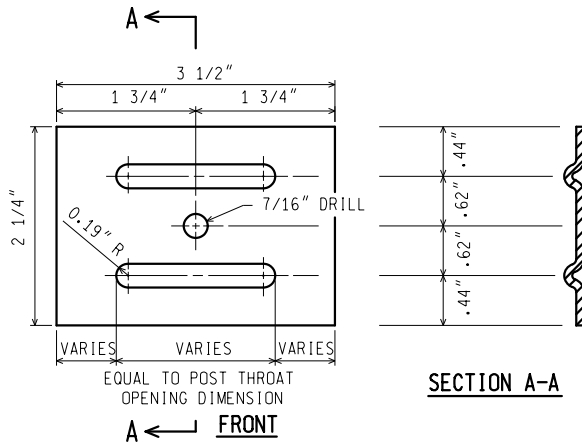
NOT TO SCALE

MICHIGAN DEPARTMENT OF TRANSPORTATION BUREAU OF FIELD SERVICES SPECIAL DETAIL	F.H.W.A. APPROVAL	7/20/2016 PLAN DATE	WZD-100-A	SHEET 6 OF 11
--	-------------------	------------------------	-----------	------------------

NOTE: THE ORIGINAL SIGNED COPY IS KEPT ON FILE AT THE MICHIGAN DEPARTMENT OF TRANSPORTATION.



SIGN TO 3 lb. POST CONNECTION



NOTES: (FOR STEEL SIGN REINF' PLATE)

1. MATERIAL: 12 GAUGE CARBON STEEL.
2. TOLERANCE ON ALL DIMENSIONS $\pm 0.0625"$
3. FINISH-AFTER STAMPING AND PUNCHING, GALVANIZE ACCORDING TO CURRENT SPECIFICATIONS FOR ZINC (HOT GALVANIZE) COATINGS ON PRODUCTS FABRICATED FROM PLATES OR STRIPS

STEEL SIGN REINFORCING PLATE
REQUIRED FOR TYPE III SIGNS ONLY

3 lb. U - CHANNEL STEEL POST SIGN CONNECTION

NOT TO SCALE

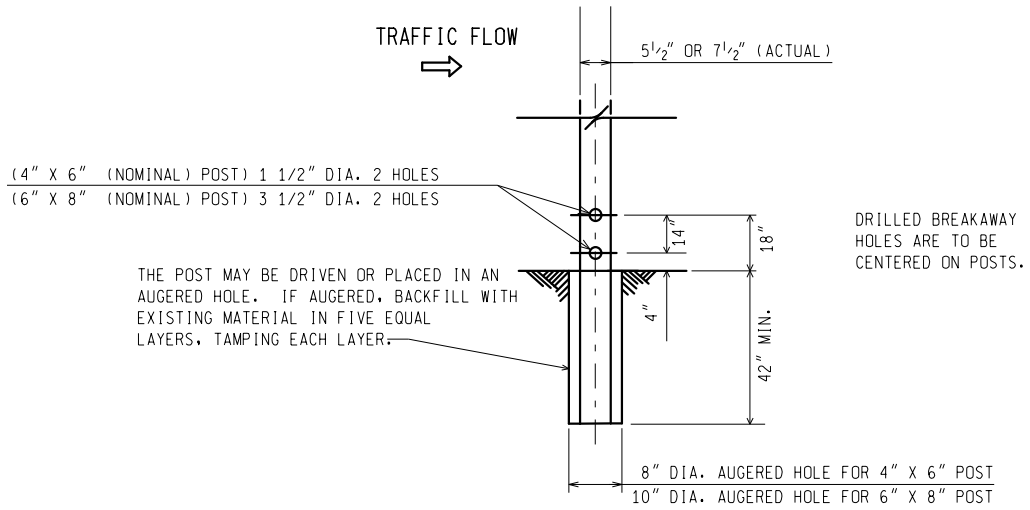
MICHIGAN DEPARTMENT OF TRANSPORTATION
BUREAU OF FIELD SERVICES SPECIAL DETAIL

F.H.W.A. APPROVAL

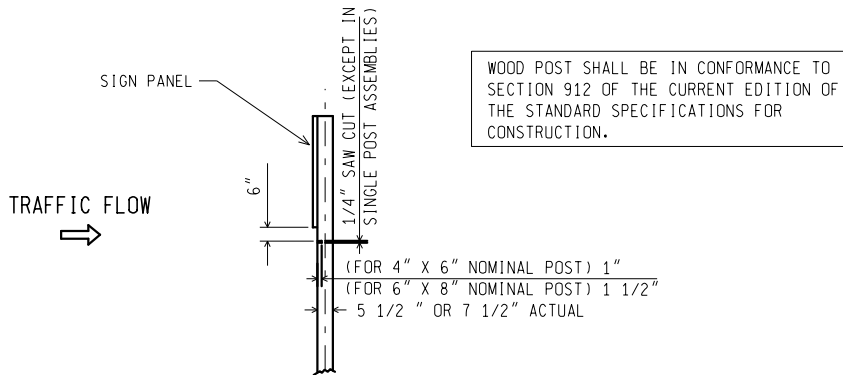
7/20/2016
PLAN DATE

WZD-100-A

SHEET
7 OF 11



WOOD POST BREAKAWAY HOLES/
 DIRECT EMBEDMENT DETAILS



SAW CUT DETAIL
 (MULTIPLE POST INSTALLATIONS)

WOOD POST DETAILS

NOT TO SCALE

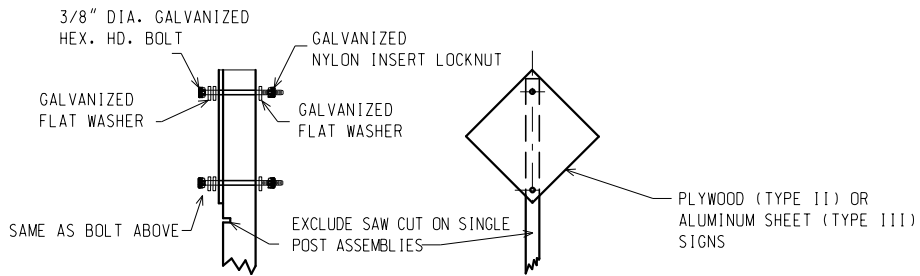
MICHIGAN DEPARTMENT OF TRANSPORTATION
 BUREAU OF FIELD SERVICES SPECIAL DETAIL

F.H.W.A. APPROVAL

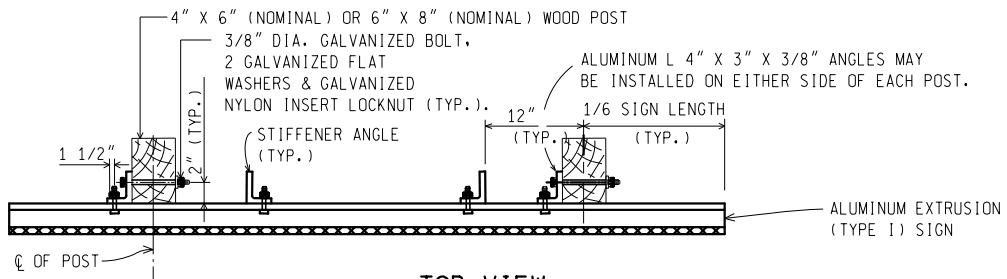
7/20/2016
 PLAN DATE

WZD-100-A

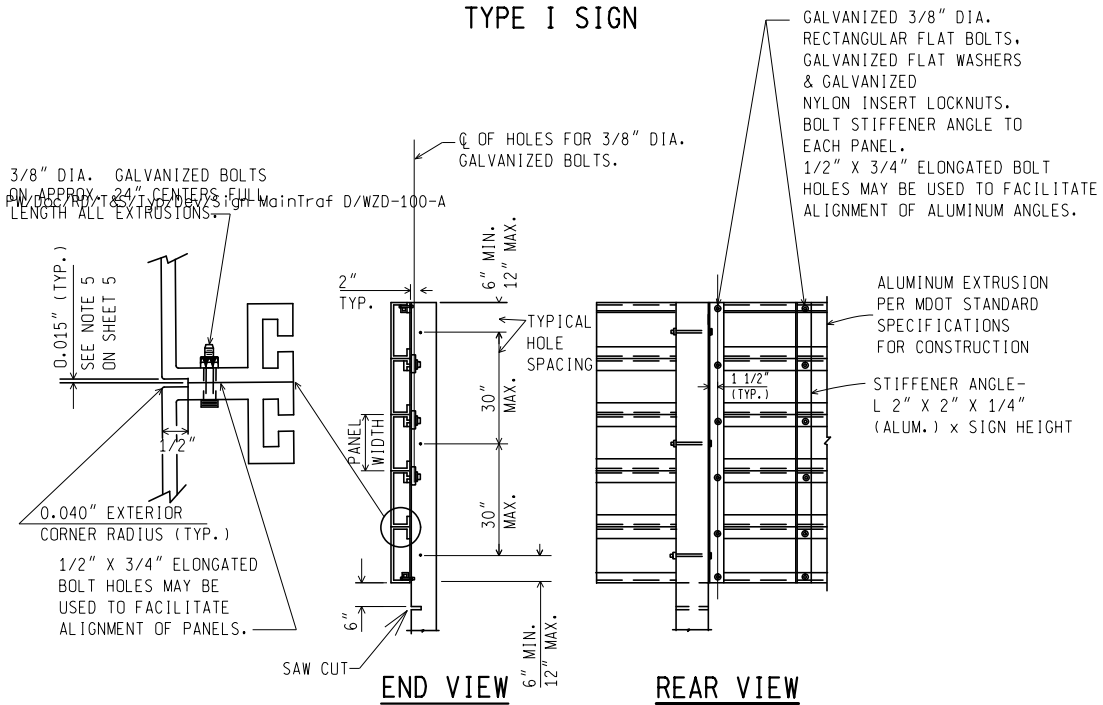
SHEET
 8 OF 11



TYPE II AND TYPE III SIGNS



**TOP VIEW
TYPE I SIGN**



TYPE I SIGN - ERECTION DETAILS

WOOD POST CONNECTIONS

NOT TO SCALE

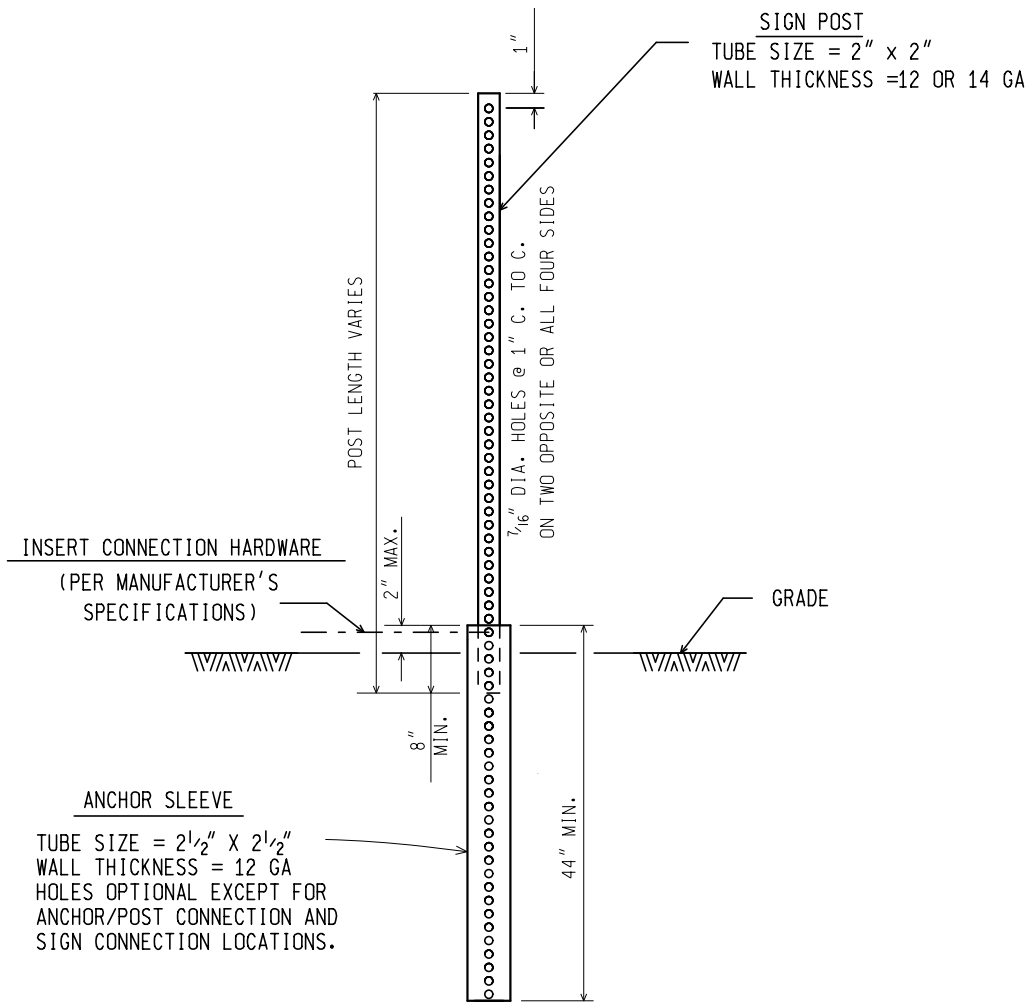
MICHIGAN DEPARTMENT OF TRANSPORTATION
BUREAU OF FIELD SERVICES SPECIAL DETAIL

F.H.W.A. APPROVAL

7/20/2016
PLAN DATE

WZD-100-A

SHEET
9 OF 11



SQUARE TUBULAR STEEL POST

NOT TO SCALE

MICHIGAN DEPARTMENT OF TRANSPORTATION BUREAU OF FIELD SERVICES SPECIAL DETAIL	F.H.W.A. APPROVAL	7/20/2016 PLAN DATE	WZD-100-A	SHEET 10 OF 11
--	-------------------	------------------------	-----------	-------------------

NOTE: THE ORIGINAL SIGNED COPY IS KEPT ON FILE AT THE MICHIGAN DEPARTMENT OF TRANSPORTATION.

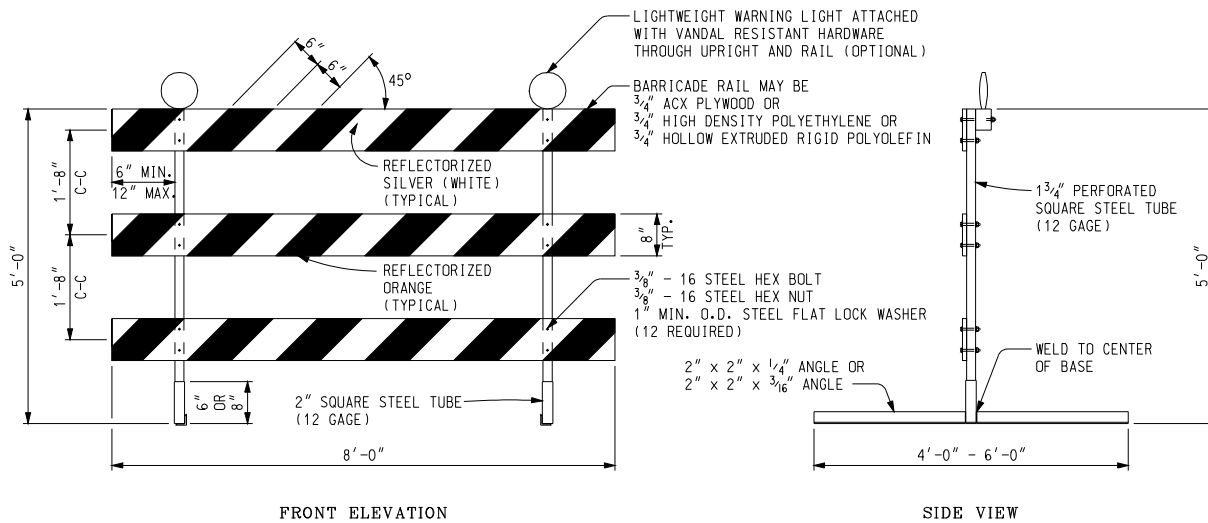
GENERAL NOTES:

1. A MAXIMUM OF TWO POSTS WITHIN A 7 FOOT PATH IS PERMITTED.
2. ALL SIGN POSTS SHALL COMPLY WITH NCHRP 350.
3. ALL POSTS SHALL BE EMBEDDED A MINIMUM OF 42".
4. BRACING OF POST IS NOT PERMITTED.
5. SIGN SHALL BE LEVEL, AND UPRIGHT FOR THE DURATION OF INSTALLATION.
6. ERECT POSTS SO THE SIGN FACE AND SUPPORTS DO NOT VARY FROM PLUMB BY MORE THAN 3/16" IN 3'. PROVIDE A CENTER-TO-CENTER DISTANCE BETWEEN POSTS WITHIN 2 PERCENT OF PLAN DISTANCE.
7. NO MORE THAN ONE SPLICE PER POST, AS SHOWN, WILL BE PERMITTED.
8. POST TYPES SHALL NOT BE MIXED WITHIN A SIGN SUPPORT INSTALLATION.
9. NO VERTICAL JOINTS ARE PERMITTED IN SIGN. NO HORIZONTAL JOINTS THROUGH SIGN LEGEND OR SYMBOLS ARE PERMITTED IN SIGN
10. REMOVE SIGN POSTS AND/OR POST STUBS IN THEIR ENTIRETY WHEN NO LONGER REQUIRED.
11. ALL LABOR, MATERIALS, AND EQUIPMENT, INCLUDING TEMPORARY SUPPORTS REQUIRED TO INSTALL, MAINTAIN, RELOCATE, AND/OR REMOVE THE TEMPORARY SIGN, INCLUDING SUPPORTS, ARE CONSIDERED TO BE INCLUDED IN THE COST OF THE TEMPORARY SIGN.
12. SAW CUTS IN WOOD POSTS ARE TO BE PARALLEL TO THE BOTTOM OF THE SIGN.
13. POSTS SHALL NOT EXTEND MORE THAN 4" ABOVE TOP OF SIGN.
14. TEMPORARY WOOD SUPPORTS DO NOT REQUIRE PRESERVATIVE TREATMENT.

NOT TO SCALE

MICHIGAN DEPARTMENT OF TRANSPORTATION BUREAU OF FIELD SERVICES SPECIAL DETAIL	F.H.W.A. APPROVAL	7/20/2016 PLAN DATE	WZD-100-A	SHEET 11 OF 11
--	-------------------	------------------------	-----------	-------------------

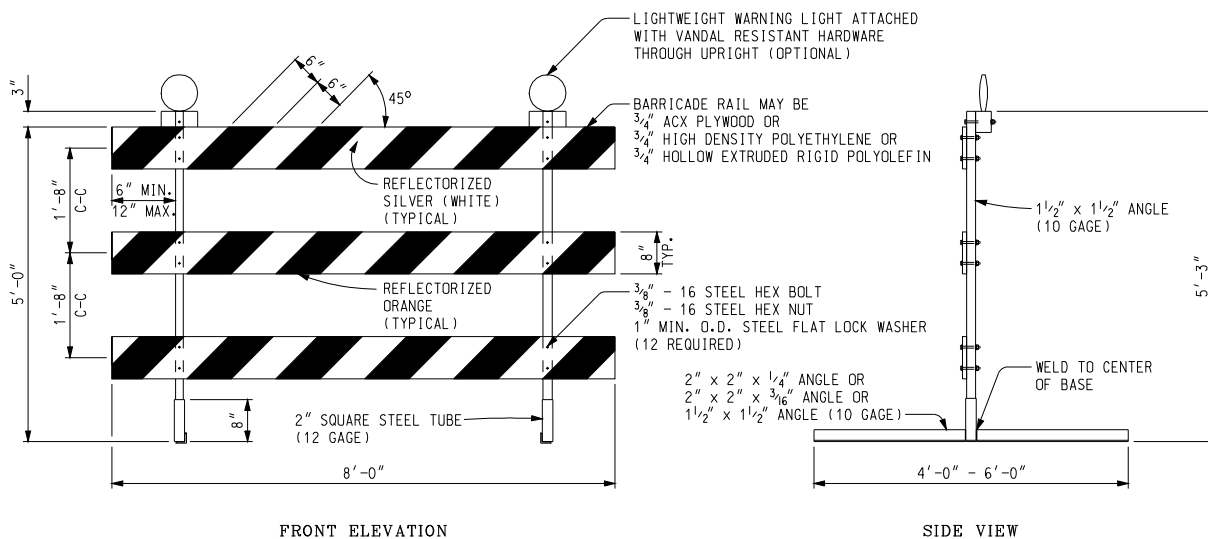
NOTE: THE ORIGINAL SIGNED COPY IS KEPT ON FILE AT THE MICHIGAN DEPARTMENT OF TRANSPORTATION.



FRONT ELEVATION

SIDE VIEW

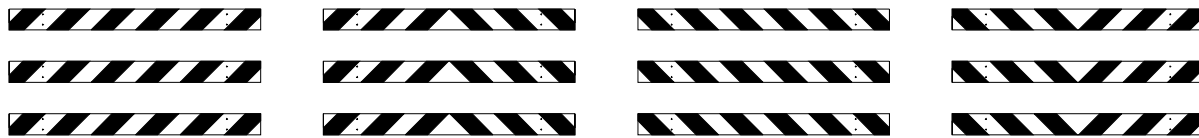
PERFORATED SQUARE STEEL TUBE OPTION



FRONT ELEVATION

SIDE VIEW

ANGLE IRON OPTION



LEFT DIRECTIONAL

BI-DIRECTIONAL

RIGHT DIRECTIONAL

CLOSURES

BARRICADE RAIL SHEETING OPTIONS
TYPE III BARRICADES

Other Type III Barricades meeting current NCHRP crash worthy criteria can be found on the FHWA Safety website at http://safety.fhwa.dot.gov/roadway_dept/road_hardware/wzd.htm

NOT TO SCALE

File: T&S/Typ/Signs/WorkZones/wzd 125 d

Rev. 09/22/09 PJ



PREPARED BY
TRAFFIC AND SAFETY

DRAWN BY: ECH

CHECKED BY: MWB

ENGINEER OF DELIVERY

ENGINEER OF DEVELOPMENT

(SPECIAL DETAIL)

FHWA APPROVAL DATE

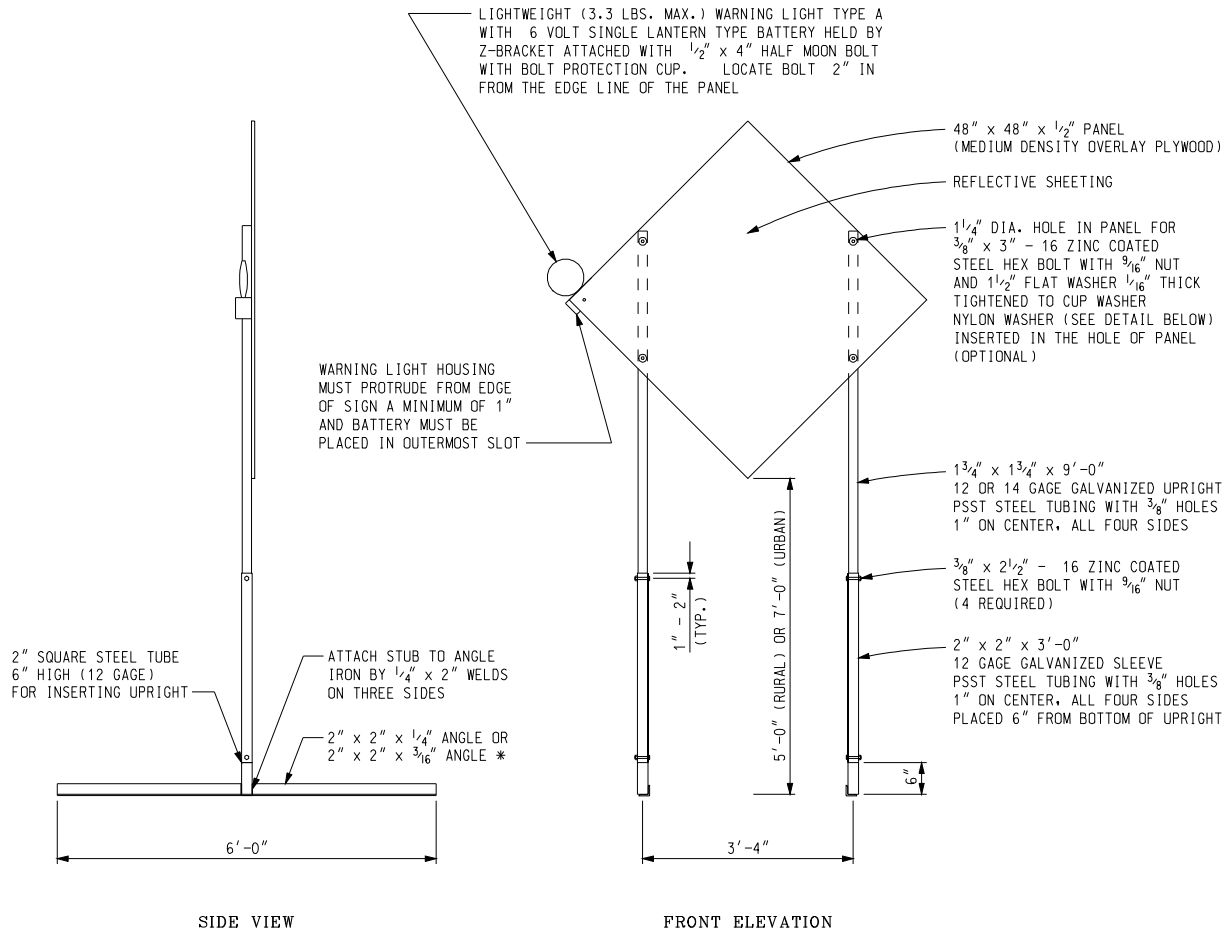
MICHIGAN DEPARTMENT OF TRANSPORTATION
BUREAU OF HIGHWAYS DELIVERY STANDARD PLAN FOR

Temporary
Traffic Control Devices

9/22/09
PLAN DATE

WZD-125-E

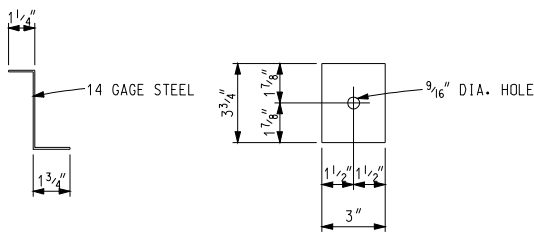
SHEET
1 of 3



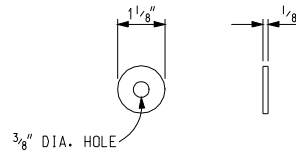
TEMPORARY SIGN SUPPORT

(WARNING LIGHT PLACED ON SIDE CLOSEST TO TRAFFIC)

* SIGN STAND IS BALLASTED WITH FOUR OR MORE 35 LB SANDBAGS. A MINIMUM OF ONE ON EACH END.
 UPRIGHTS SHALL NOT EXTEND ABOVE THE SIGN PANEL.



Z-BRACKET DETAIL



OPTIONAL NYLON WASHER

Other temporary sign supports meeting current NCHRP crash worthy criteria can be found on the FHWA Safety website at http://safety.fhwa.dot.gov/roadway_dept/road_hardware/wzd.htm

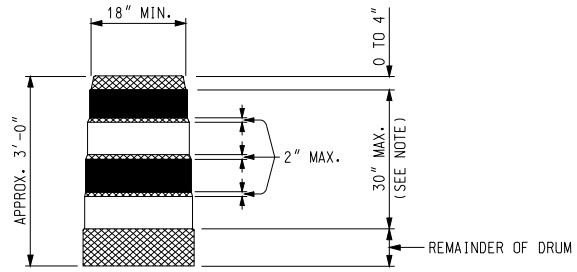
NOT TO SCALE

MICHIGAN DEPARTMENT OF TRANSPORTATION BUREAU OF HIGHWAYS DELIVERY STANDARD PLAN	(SPECIAL DETAIL) FHWA APPROVAL DATE	9/22/09	WZD-125-E	SHEET 2 of 3
File: T&S/Typ/Signs/WorkZones/wzd 125 d	Rev. 09/22/09 PJ	PLAN DATE		

NOTE: THE ORIGINAL SIGNED COPY IS KEPT ON FILE AT THE MICHIGAN DEPARTMENT OF TRANSPORTATION.

- PLASTIC DRUM
- ▲▲▲ PROPOSED TYPE III BARRICADE
- △△△ EXISTING TYPE III BARRICADE

SYMBOLS TO BE USED ON PLANS



- REFLECTORIZED ORANGE
- REFLECTORIZED WHITE
- NON REFLECTORIZED ORANGE

NOTE:
 DRUMS SHALL HAVE AT LEAST 4 HORIZONTAL REFLECTORIZED STRIPES (2 ORANGE AND 2 WHITE) OF 6" UNIFORM WIDTH, ALTERNATING IN COLOR WITH THE TOPMOST REFLECTORIZED STRIPE BEING ORANGE. NON REFLECTORIZED SPACES BETWEEN THE HORIZONTAL REFLECTORIZED ORANGE AND WHITE STRIPES SHALL BE ORANGE IN COLOR AND EQUAL IN WIDTH.

PLASTIC DRUM

NOTES:

2" PERFORATED SQUARE STEEL TUBES MAY BE USED TO FABRICATE THE HORIZONTAL BASE OF THE TYPE III BARRICADE.

WARNING LIGHTS SHALL BE PLACED ACCORDING TO THE CURRENT STANDARD SPECIFICATIONS FOR CONSTRUCTION AND ALL OTHER PROVISIONS IN THE CONTRACT WHEN THEY ARE USED ON TYPE III BARRICADES.

SEE ROAD STANDARD PLANS R-113-SERIES FOR TEMPORARY CROSSOVERS FOR DIVIDED ROADWAY, AND R-126-SERIES FOR TYPICAL LOCATION AND SPACING OF PLASTIC DRUMS FOR PLACEMENT OF TEMPORARY CONCRETE BARRIER.

SIGNS, BARRICADES, AND PLASTIC DRUMS SHALL BE FACED WITH PRESSURE-SENSITIVE REFLECTIVE SHEETING ACCORDING TO THE CURRENT STANDARD SPECIFICATIONS FOR CONSTRUCTION.

SANDBAGS SHALL BE USED WHEN SUPPLEMENTAL WEIGHTS ARE REQUIRED TO ACHIEVE STABILITY OF THE BARRICADE. THE SANDBAGS SHALL BE PLACED SO THEY WILL NOT COVER OR OBSTRUCT ANY REFLECTIVE PORTION OF THE TRAFFIC CONTROL DEVICE.

NOT TO SCALE

MICHIGAN DEPARTMENT OF TRANSPORTATION BUREAU OF HIGHWAYS DELIVERY STANDARD PLAN	(SPECIAL DETAIL) FHWA APPROVAL DATE	9/22/09	WZD-125-E	SHEET 3 of 3
File: T&S/Typ/Signs/WorkZones/wzd 125 d	Rev. 09/22/09 PJ	PLAN DATE		

NOTE: THE ORIGINAL SIGNED COPY IS KEPT ON FILE AT THE MICHIGAN DEPARTMENT OF TRANSPORTATION.

MICHIGAN
DEPARTMENT OF TRANSPORTATION

SPECIAL PROVISION
FOR
INSURANCE

CSD:JDM

1 of 1

APPR:KF:DBP:09-17-14

Add the following after the first paragraph in subsection 107.10.C.4, on page 60 of the Standard Specifications for Construction:

In addition to the above insurance requirements, the following agencies must be listed as additional insured:

Midland County
Midland County Road Commission
City of Midland

MICHIGAN
DEPARTMENT OF TRANSPORTATION

SPECIAL PROVISION
FOR
HOT MIX ASPHALT PRICES FOR ADJUSTMENTS

LAP:BMS

1 of 1

APPR:LFS:BCW:11-25-15

a. Description. This special provision identifies the price(s) that will be used in all payment adjustments for work related to hot mix asphalt item(s) used in conjunction with this contract.

If the Contractors bid is lower than the established base price any positive adjustment will use the Contractors bid in the calculation for the adjustment. If the Contractors bid is lower than the established base price any negative adjustment will use the base price established herein in the calculation for the adjustment.

If the Contractors bid is higher than the established base price any positive adjustment will use the Contractors bid in the calculation for the adjustment. If the Contractors bid is higher than the established base price any negative adjustment will use the Contractors bid in the calculation for the adjustment.

b. Base Unit Prices. The base price(s) shown below will be used as specified above in calculating adjustments for the pay item(s) listed herein:

Pay Item Code	Pay Item Name	Unit	Base Price
5010033	HMA, 13A	Ton	\$55.04
5010061	HMA Approach	Ton	\$86.48

MICHIGAN
DEPARTMENT OF TRANSPORTATION

SPECIAL PROVISION
FOR
CONTRACTOR PERFORMANCE EVALUATIONS

CFS:JGG

1 of 2

APPR:BJO:RRV:06-07-11
FHWA:APPR:06-20-11

a. Description. Project management staff will evaluate the Contractor's performance on this project and the evaluation may be used as a basis for modifying the prequalification ratings of the Contractor. An evaluation may be issued during the course of a project (interim) and will be issued after completion of a project (final). The criteria used for the evaluation will be provided by the Engineer upon written request at the preconstruction meeting or found on the MDOT web site in the Bureau of Highways Instructional Memorandum 2011-01. Any action to modify the Contractor's prequalification ratings will be taken in accordance with the duly promulgated prequalification rules.

If an interim contractor performance evaluation is issued and regardless of whether the Contractor requests a meeting to discuss a Contractor Performance Evaluation, project management staff may require the Contractor to submit a performance improvement plan to address needs identified in the Contractor Performance Evaluation and to attend a meeting to discuss the improvement plan. After the meeting is held, the project management staff may approve the plan or require changes to the plan. Resubmit the plan if changes are required. Immediately implement approved performance improvement plans. If the Contractor does not implement the plan immediately, MDOT will consider the Contractor to be in non-compliance and will take action as described under section c of this special provision.

Within 21 days of the receipt of a Contractor Performance Evaluation, the Contractor may make a written request to meet with project management staff to review the evaluation. As a result of this meeting, the evaluation may be left unchanged or revised as deemed appropriate by the Engineer. The Engineer will then give the Contractor written notice with the final Contractor Performance Evaluation. If the meeting is not requested within the 21-day period, the original evaluation becomes the final and will not be subject to later contest or appeal.

b. Appeals.

1. Appeal of Evaluation. Within 14 days after the date a performance evaluation becomes final and is received by a Contractor, they may file a written appeal of any rating of seven or below to the Engineer. The written appeal must contain documentation supporting the Contractor's position that the rating is not warranted. The appeal will be considered by a Contractor Performance Evaluation Appeal Panel. If no appeal is filed within the 14-day period, the evaluation becomes final and will not be subject to later contest or appeal. Interim Contractor Performance Evaluations cannot be appealed.

2. Appeal of Performance Improvement Plan. Within 14 days after the date that a performance improvement plan is approved and sent to the Contractor, the Contractor may file a written appeal of that plan to the Engineer and request to appear before a Performance Evaluation Appeal Panel. Documentation must include the reasons for the appeal. If a timely

written appeal is not filed, the performance improvement plan becomes final and will not be subject to later contest or appeal.

An appeal filed by a Contractor will be considered by a Contractor Performance Evaluation Appeal Panel. The panel will be composed of three licensed professional Engineers from the Department (following the format of a Central Office Review Panel) who were not directly involved in the management of the project. This panel will review appeals on all Contractor Performance Evaluations for this project. The Contractor and the Engineer will be required to submit supporting documentation relevant to the appeal and will attend a formal appeal hearing. Upon concluding its review, the panel will confirm or modify the Contractor Performance Evaluation. The panel will, within 30 days, send the Contractor and Engineer written notice of its decision along with a copy of the modified Contractor Performance Evaluation if applicable. The original or modified Contractor Performance Evaluation is final and constitutes the Department's decision; it is not subject to further contest or appeal.

c. Non-Compliance. If a Contractor fails to honor a request by project management staff to submit a performance improvement plan or to meet to discuss it, or if a Contractor fails to carry out an approved performance improvement plan, that failure may be used as a basis for modifying the prequalification ratings of the Contractor. Any action to modify the Contractor's prequalification ratings will be taken in accordance with the duly promulgated prequalification rules.

d. Subcontractors. For purposes of this special provision, the word "Contractor" includes subcontractors. Project management staff will evaluate the performance of subcontractors in accordance with this special provision.

MICHIGAN
DEPARTMENT OF TRANSPORTATION

SPECIAL PROVISION
FOR
ELECTRONIC TRANSMITTAL OF CONTRACT DOCUMENTS

CSD:JDM

1 of 1

APPR:DAP:DBP:07-13-15
FHWA:APPR:07-16-15

Delete the first sentence in subsection 102.15, on page 22 of the Standard Specifications for Construction, and replace with the following:

The Department will provide the contract and bond forms electronically to the determined low Bidder, using ProjectWise. The low Bidder will receive notification of the documents availability from MDOT-Awards@michigan.gov at the e-mail address provided to the Department. The determined low Bidder will be responsible for printing the contract documents for return to the Department.

MICHIGAN
DEPARTMENT OF TRANSPORTATION

SPECIAL PROVISION
FOR
LOW BID WITHDRAWAL PRIOR TO CONTRACT AWARD

CSD:JDM

1 of 1

APPR:JJG:DBP:07-02-13

FHWA:APPR:07-10-13

Add the following sentence to the end of the last paragraph in subsection 102.17, on page 24 of the Standard Specifications for Construction:

A determined low bidder whose bid is withdrawn prior to contract award cannot participate as a subcontractor, supplier, or trucker on the project.

Add the following sentence to the end of the fifth paragraph in subsection 108.01. on page 72 of the Standard Specifications for Construction:

The Contractor may not hire, a determined low bidder on a project who has withdrawn a bid prior to award, as a subcontractor, supplier, or trucker on the same project.

MICHIGAN
DEPARTMENT OF TRANSPORTATION

SPECIAL PROVISION
FOR
DISADVANTAGED BUSINESS ENTERPRISES GOAL AT TIME OF BID

CSD:JDM

1 of 2

APPR:DAP:DBP:07-13-15
APPR FHWA:07-28-15

Add the following paragraphs directly below the first paragraph of the subsection 102.15, on page 22 of the Standard Specifications for Construction.

If the electronic transmittal of the contract and bond forms to the determined low Bidder occurs later than 5 calendar days of the bid letting, and the Department has not received the DBE Participation Sheets or Abbreviated Contractor Good Faith Effort Application from the otherwise determined low Bidder, the Department may award the contract to the next low Bidder, or otherwise exercise its discretion in accordance with subsection 102.13.

If the electronic transmittal of the contract and bond forms to the determined low Bidder occurs prior to 5 calendar days of the bid letting, and the Department does not receive the DBE Participation Sheets or Abbreviated Contractor Good Faith Effort Application from the determined low Bidder within 5 calendar days of the bid letting, the Department may award the contract to the next low Bidder, or otherwise exercise its discretion in accordance with subsection 102.13.

Add the following paragraph directly below the first paragraph of the subsection 102.17, on page 23 of the Standard Specifications for Construction.

The determined low Bidder's failure to submit the overall DBE percentage with the bid or the determined low Bidder's failure to submit the DBE Participation Sheets or Abbreviated Contractor Good Faith Effort Application within 5 calendar days of the bid letting as specified in subsection 102.18 will result in the payment of the bid guaranty to the awarding authority if the Bid Appeal Committee denies the appeal as outlined in subsections 102.11 and 102.12.

Delete the second paragraph of subsection 102.18, on page 24 of the Standard Specifications for Construction in its entirety and replace with the following:

All Bidders must provide the overall DBE percentage they have attained at time of bid within the DBE Goal folder of the Expedite bid file on all projects with a DBE goal designation.

The two lowest Bidders, regardless of bid status (as checked, if available, or as submitted, if TBA), must provide Disadvantaged Business Enterprise (DBE) Participation Sheets within 5 calendar days of the bid letting. Submit this information using Form 0178 via e-mail to MDOT-Awards@michigan.gov.

If either of the two lowest Bidders, regardless of bid status (as checked, if available, or as submitted, if TBA), are unable to meet the DBE participation goal, an Abbreviated Contractor Good Faith Effort Application must be provided within 5 calendar days of the bid letting. Submit this information using Form 0188A via e-mail to MDOT-GFE@michigan.gov. This

submittal must include the DBE Participation Sheets that will be used to meet any portion of the DBE goal.

A Bidder who fails to meet the DBE participation goal will be deemed ineligible for award of the contract subject to the provisions of subsection 102.18.A.

Delete subsection 102.18.A, on page 25 of the Standard Specifications for Construction in its entirety and replace with the following:

If a determined low Bidder is unable to meet the DBE participation goal, additional information relating to their Abbreviated Contractor Good Faith Effort Application specified in subsection 102.18, will be required. That additional information will be submitted in accordance with the current Department DBE Program Procedures. The contract will not be awarded until a determination is made by the Department.

MICHIGAN
DEPARTMENT OF TRANSPORTATION

SPECIAL PROVISION
FOR
JOINT/TWO-PARTY CHECKS

CSD:LFS

1 of 1

APPR:JJG:DBP:06-23-16
FHWA:APPR:06-23-16

a. Description. This special provision establishes the requirements for parties desiring a joint/two-party check arrangement.

b. Requirements. Parties desiring a joint/two-party check arrangement must submit an *Application to Use Joint Checks* (MDOT Form 0183) to the Department as described on Form 0183. An acceptable joint check arrangement must include the following:

1. Prime contractor/payor cannot require the subcontractor to use a specific supplier or the prime contractor's negotiated price;
2. Subcontractor is more than an extra party in releasing the check to the material supplier;
3. Subcontractor negotiates the quantities, price and delivery of materials;
4. Prime contractor/payor issuing the check acts solely as guarantor;
5. Subcontractor releases the check to the supplier;
6. Only a short term arrangement (no more than two seasons) with the purpose being establishment of or increase of subcontractor's credit line with the material supplier; and
7. Subcontractor is responsible to both furnish and install the material/work item.

Copies of cancelled joint checks issued from the prime/payor to a Disadvantaged Business Enterprise (DBE) and supplier must be submitted by mail, fax, or e-mail to the MDOT Office of Business Development upon request.

c. Measurement and Payment. Joint/Two-Party Checks arrangements will not be paid for separately, but will be included in costs for other pay items.

MICHIGAN
DEPARTMENT OF TRANSPORTATION

SPECIAL PROVISION
FOR
DISSEMINATION OF PUBLIC RELATIONS INFORMATION

CSD:JDM

1 of 1

APPR:JAT:DBP:07-01-14
FHWA:APPR:07-08-14

a. Description. This special provision establishes the requirements for dissemination of any public relations communications and/or products intended for an external audience pertaining to this contract. Dissemination must not be made without prior written approval from the Department, Office of Communications, and then only in accordance with explicit instructions by the Department. This includes the use of the Michigan Department of Transportation (MDOT) logo.

A violation of this provision may be considered a default of contract and the Department may exercise its rights in accordance with subsection 108.11 of the Standard Specifications for Construction.

b. Public Relations Information. Examples of communications and/or products may include, but are not limited to: brochures, flyers, invitations, programs, postings on social media sites or web sites, new or updated video, digital versatile disk (DVD) productions, or video sharing productions, exhibits, presentations, or any other printed materials intended for an external audience.

MICHIGAN
DEPARTMENT OF TRANSPORTATION

SPECIAL PROVISION
FOR
DEBRIS OR MATERIALS IN TRAFFIC LANES

CFS:BRZ

1 of 1

APPR:EMB:DAJ:01-10-08
FHWA:APPR:06-01-11

Delete Subsection 104.07.B.2 on page 36 of the Standard Specifications for Construction, in its entirety and replace it with the following:

- 2. Construction Safety Program.** Before beginning work on the project, the Contractor must submit a written "Construction Safety Program" that outlines the plan and procedures for preventing and mitigating accidents and fires on the project and meeting all health and safety requirements of the contract. Also in the program include provisions for meeting the requirements of subsection 812.03 and details for the materials and equipment that will be used to prevent construction related debris or materials from entering the open lanes of traffic and what actions, including traffic control measures, will be taken to immediately and safely remove the debris or material from the roadway. The Contractor must meet with the Engineer to discuss the "Construction Safety Program" and to develop mutual understandings to govern the administration and enforcement of the program.

Replace the second sentence in the first paragraph of Subsection 104.07.C.3 on page 37 of the Standard Specifications for Construction with the following:

The Contractor is responsible, at the Contractor's expense, to provide the necessary materials and equipment to prevent construction related debris or materials from entering the open lanes of traffic. This includes protection of traffic controls, removal of spilled materials or debris from the roadbed or drainage courses, and repair of damaged facilities necessary for public travel and safety.

MICHIGAN
DEPARTMENT OF TRANSPORTATION

SPECIAL PROVISION
FOR
HIGH VISIBILITY CLOTHING

SSA:JDG

1 of 1

APPR:MWB:CRB:06-18-14
FHWA:APPR:06-27-14

Add the following, to the end, of subsection 104.07.B, Safety and Health Requirements, on page 36 of the Standard Specification for Construction:

4. **Worker Visibility.** Effective November 24, 2008, all workers within the right-of-way who are exposed to traffic or to construction equipment within the work area, must wear high visibility clothing.

High visibility clothing or high visibility safety apparel is personal protective safety clothing that is intended to provide conspicuity during both daytime and nighttime usage. High Visibility safety apparel must meet the Performance Class 2 or 3 requirements of the American National Standards Institute/International Safety Equipment Association (ANSI/ISEA) 107-2004 for High-Visibility Safety Apparel and subsequent revisions thereof.

Costs incurred to comply with this requirement will be the responsibility of the Contractor.

MICHIGAN
DEPARTMENT OF TRANSPORTATION

SPECIAL PROVISION
FOR
VALUE ENGINEERING CHANGE PROPOSAL

CFS:EMB

1 of 4

APPR:SJP:DBP:03-17-10
FHWA:APPR:06-01-11

a. Description. A Value Engineering Change Proposal (VECP) modifying plans, specifications, or other contract requirements may be submitted for this project if the proposed change results in reduced construction cost, a higher quality product, improved safety, or a shorter contract time. The estimated cost savings must be quantifiable in relation to the contract cost. No work can begin before written authorization. The proposed change must not alter the essential functions or characteristics of the project or significantly delay the completion of the project. A VECP or conceptual VECP will only be considered after project award. Essential functions and characteristics include, but are not limited to, service life, operating costs, ease of maintenance, desired appearance, impact on utilities and right of way, mobility and safety of the motorist, bicyclist and pedestrian; design standards, and safety standards. This specification does not restrict the Contractor from proposing improvements to the project that may not result in net cost savings. A conceptual VECP stating the basic concept and approximate cost savings may be submitted for preliminary consideration.

b. Submittal of Conceptual VECP. Submit a Conceptual Proposal for the preliminary evaluation. Upon review by the Engineer, one of the following actions will be taken:

- Conceptual approval and a request for the Contractor to submit a formal VECP.
- Request for additional information.
- Denial of the VECP.

Preliminary review of a conceptual proposal reduces the Contractor risk of subsequent denial but does not commit the Department to eventual approval of the full VECP. Submit five copies of the following information for each Conceptual VECP using the Value Engineering Change Proposal Form (Form # 1962) marked Conceptual VECP.

1. A description of the difference between the existing contract items and the proposed changes, and expected benefits.
2. A set of conceptual plans and a description of proposed changes to the contract items.
3. An estimate of the anticipated cost savings or increase.
4. A date by which the Department must make a decision to avoid delays to the existing contract and obtain the cost savings. Also include information on the amount of time necessary to develop the full proposal and impacts to the progress schedule.
5. If impacting maintenance of traffic provisions, identify proposed changes and impacts to the Special Provision for Maintaining Traffic.

After approval of conceptual VECP, the Contractor must follow section c for the Final VECP.

c. Submittal of Final VECP. Submit five copies of the following information for each VECP using Value Engineering Change Proposal Form (Form # 1962) marked Final VECP.

1. A description of the difference between the existing contract and the proposed change, and the advantages and disadvantages of each, including effects on service life, operating costs, ease of maintenance, desired appearance, impact on utilities and right of way, mobility and safety of the motorist, bicyclist and pedestrian; design standards, and safety standards.

2. A complete set of plans, if necessary, and specifications showing the revisions relative to the original contract. This portion of the submittal must include design notes and construction details. If the proposal has plans, these must be signed and sealed by the Contractor's Professional Engineer licensed in the State of Michigan.

3. All costs and proposed unit prices must be documented by the Contractor and must include a cost comparison summarizing all the items the VECP replaces, reduces, eliminates, adds, or otherwise changes from the original contract on a spreadsheet.

4. A date by which the Department must make a decision to avoid delays to the existing contract and to obtain the proposed cost savings.

5. If impacting maintenance of traffic provisions, identify proposed changes and impacts to the Special Provision for Maintaining Traffic. If the submitted revisions to the maintaining traffic provision are approved and require any corrections, the Contractor is responsible for all additional costs related to corrective measures.

6. A statement detailing the affect the proposal will have on the time for completing the contract and impacts to the critical path and progress schedule.

7. A description of any known uses or testing of the proposed changes and the conditions and the results.

8. If the VECP submittal includes pay items associated with a warranty, include the latest version of the warranty specification.

d. Evaluation. By submitting the VECP, the Contractor agrees not to hold the Department liable for its decision or for any delays to the work attributable to the VECP. Decisions on VECP are not subject to appeal. Work on the project will continue in accordance with the requirements of the contract until a work order is issued which incorporates the VECP changes. The Department has final authority of the acceptability of a VECP and of the estimated net savings attributable to the adoption of all or any part of the VECP. If, in the judgment of the Engineer, contract prices do not represent a fair measure of the value of work to be performed or to be deleted, the Engineer will use other means to determine the estimated net savings.

The Department may modify a VECP, with the concurrence of the Contractor, in order to make it acceptable. The Contractor's share of the savings will be based on the modified VECP.

If the VECP is accepted, in whole or in part, the written acceptance will be issued by a work order and followed with a contract modification. The work order and contract modification will include the necessary changes in the plans and specifications and any conditions upon which the

approval is based. Acceptance of the VECP will not extend the time of contract completion unless specifically provided for in the work order and contract modification.

VECP will be evaluated in accordance with the following:

1. The Engineer will determine if a VECP qualifies for consideration and evaluation. The Engineer may deny any VECP that requires excessive time or costs for review, evaluation or investigation. The Engineer may deny any VECP that is not consistent with the Department's design policies and criteria for the project.

2. The Department will not accept a VECP that is similar to a change in the plans or specifications under consideration by the Department for the project at the time the proposal is submitted; nor will the Department accept a proposal based upon, or similar to, standard specifications, general use special provisions or standard drawings adopted by the Department after the advertisement for the contract. The Department reserves the right to make such changes without compensation to the Contractor under the provisions of subsection 103.02 of the Standard Specifications for Construction.

3. The Contractor will have no claim against the Department for additional costs or delays resulting from denial or untimely acceptance of a VECP. These costs include but are not limited to: development costs, loss of anticipated profits, increased material or labor costs, or untimely response.

4. A VECP will be denied if equivalent options are already provided in the contract.

5. A saving resulting solely from the elimination or reduction in quantity of a contract pay item will not be considered as a VECP. A saving resulting from the elimination or reduction in quantity of a contract item specified as part of a VECP may be considered.

6. In calculating the value of cost savings, the Department has the right to disregard the Contract bid prices, if such prices do not represent the value of the work to be performed or to be deleted, and has the right to calculate the savings based on reasonable cost for such work.

7. A VECP cannot be used to alter incentive and disincentive rates and maximum payments on A + B and/or lane rental projects.

8. A VECP will be denied if the design consultant for the contractor is also the design consultant for the Department or other apparent conflicts of interest exist.

e. Time Frame for VECP Evaluation. The Contractor will be notified of the Department's decision to approve or deny a conceptual or final VECP within 14 calendar days of receipt of the VECP. If a written acceptance has not been received within this time frame, and the date has not been extended by mutual agreement of both parties, the VECP is denied. The Department's decision is final and there is no appeal.

f. Future Use of VECP. The Department reserves the right to use all or any part of a VECP on other contracts without obligation or compensation to the Contractor. If the VECP is accepted, the Department may use or disclose any information necessary to incorporate the VECP on future projects.

g. Payment for Work under the VECP. The Engineer may reject all or any portion of work performed under an approved VECP if results are unsatisfactory. The Engineer will direct the removal of rejected work and construction will proceed under the original contract requirements. There will be no payment for work performed under the proposal, or for its removal.

No work related to a VECP will be performed under force account. Agreed prices must be reached for any new or modified contract pay items related to the VECP before the VECP is approved.

The changes will be incorporated into the Contract by changes in quantities of unit bid items, new agreed unit price items, lump sum or any combination, as appropriate, under the Contract. Unless there is a differing site condition as described in subsection 103.02 of the Standard Specifications for Construction, the Contractor will not receive additional compensation for quantity overruns, design errors, supplemental surveys, geotechnical investigations, additional items or other increases in cost that were not foreseen in the accepted VECP, unless otherwise approved by the Engineer.

The work order and authorization will include the price for performing all affected items of work and the estimated net savings in the cost of performing the work directly attributable to the VECP. VECP payments only involve direct savings or costs. Indirect savings or costs (time, user delay, contract delay, etc) are not included in VECP payment calculations. The calculations of VECP payments are independent from the payments or penalties for contract time related issues. The Contractor will be paid 50 percent of this net savings based on as constructed or plan quantities whichever is in the best interests of the Department. The amount specified in the work order and authorization constitutes full compensation to the Contractor for the VECP and the performance of that work.

$$(\text{Cost of Deleted Work}) - (\text{Cost of Added Work}) = \text{Net Savings}$$

$$\text{Payment} = (\text{Net Savings})/2$$

Note: Approved VECP's will be paid using the pay item code "1200000", item description of "Value Engineering" and the pay unit is "Dollar" for the contract modification.

The Contractor's development costs for the proposed VECP, including all costs associated with design, are not reimbursable.

MICHIGAN
DEPARTMENT OF TRANSPORTATION

SPECIAL PROVISION
FOR
CONSTRUCTION DOCUMENT MANAGEMENT

CFS:CF

1 of 3

APPR:JJG:DBP:09-09-14
FHWA:APPR: 09-22-14

a. Description. This work consists of providing all materials, labor, and equipment necessary to meet MDOT's construction document management (CDM) system process. Submit all project documentation for this contract in electronic format and place it in MDOT's CDM system, unless otherwise noted in this special provision. No paper documents, faxes, e-mails or other methods/media are permitted except as allowed by this special provision or specifically approved by the Engineer. The Contractor is responsible for keeping all information in the CDM system up to date throughout the execution of the contract.

b. Digitally Encrypted Electronic Signatures. All documents utilized on the project that require signature authorizations must be signed using a validated by MDOT digitally encrypted electronic signature. Submit digitally encrypted signatures using Form 5600, Contractor Statement of Digital Electronic Signature Validation, to the Engineer for validation. A database will retain the Contractor's unique public key embedded into all digital electronic signatures. If the approved validated signature file becomes unusable due to password or computer failures, loss of signature file, or other similar reason the Contractor is required to submit a new Form 5600 for the new digital signature.

Scanned signatures, retail point of sale scribble capture, cursive fonts or other non-conforming signatures are prohibited. All digitally encrypted signatures must meet the legal requirements of the Federal e-Sign Act of June 30, 2000 and use Public-Key Cryptography Standards (PKCS) #12 encryption. The signature must be embedded into documents digitally by the unique user signing the document and must not require the use of a third party website, pay service or other proprietary software to view or authenticate. Many different software/applications use standard PKCS #12 digitally encrypted electronic signatures.

All fillable forms must retain the ability to be fillable upon submission to the Engineer. Submitted documents are not to be locked (changes not permitted) when placing a digitally encrypted signature. Software tracks changes to documents and this information is captured as part of each individual document. Locked documents do not allow additional processing (information entry) by the Engineer and all locked documents will be returned to the Contractor for resubmission.

Additional digitally encrypted electronic signature information can be found at the following link:

<https://mdotwiki.state.mi.us/construction/index.php/E-Signature>

Failure to submit documents utilizing valid digitally encrypted signatures will result in the documents being rejected by the Engineer and returned to the Contractor. No payment will be made for any affected work items until all required documents are received with validated digitally encrypted signatures.

c. Contractor Access to MDOT's Construction Document Management System (ProjectWise). The Contractor must use the Department's current CDM system (ProjectWise). ProjectWise access is available at no cost to all contractors, suppliers and other vendors associated with the project. ProjectWise access is granted in two ways, a web based access portal or full version of the software installed on a company's computer. User account setup, installation details, and access to ProjectWise may be requested by sending an e-mail request to: MDOT-ProjectWiseConst@michigan.gov

d. Contractor Authorized Requestors. The Contractor must designate two authorized requestors at the preconstruction meeting. The authorized requestors are:

1. The only individuals that can request the Engineer to provide or withdraw ProjectWise access for this contract.
2. Responsible to designate contract roles in ProjectWise (submitter or read only).
3. Responsible for promptly notifying the Engineer of any ProjectWise user access changes for this contract.

e. Training. Additional documentation and training for CDM system processes and details of scheduled classes and methods for requesting training are available at the following website:

<http://www.michigan.gov/mdotprojectwisetraining>

f. Technical Issue Resolution. Upon discovery of a ProjectWise access issue the Contractor must immediately notify the Engineer and submit a notice to the e-mail resource MDOT-ProjectWiseConst@michigan.gov.

g. Document Format. The Engineer may reject documents that are deemed to be unsuitable. This includes documents submitted that are illegible, unreadable, locked, etc. The Contractor must re-submit the corrected documents via ProjectWise. Failure to address rejected documents may delay progress payments.

The Contractor must use the document naming conventions as described in the Department's Construction Manual under the heading "Construction Documentation Standard Naming Conventions for e-Construction". This section is maintained at the following website:

<https://mdotwiki.state.mi.us/construction/index.php/E-Construction>

h. Document Workflows. Electronic review/approval of documents will be accomplished through ProjectWise workflows and e-mail notifications. A workflow is an ordered group of milestones, or states, through which a document passes on its way to completion.

Documents placed in the ProjectWise Contractor In Box folders will initially have a state of "Pending." While in the Pending state the Contractor is able to modify or delete the document. Once the Contractor has finalized the document they must change the state from "Pending" to "Submitted." Once the document is in the "Submitted" state the Contractor will no longer be able to modify or delete the document.

The Contractor must complete the following actions:

- Upload all documents into the corresponding Contractor In Box folder.
- Change the state of the document.
- Send an e-mail to the Engineer, or their approved representative, providing notification that there are new documents submitted.

Place all required documents in the appropriate ProjectWise folder as listed below.

1. Contract Modifications. This folder contains contract modifications added by the Engineer for signature by the Contractor.

2. Correspondence. This folder contains all Contractor submitted documents not specifically listed below.

3. Materials. This folder contains all documents pertaining to the certification and approval of contract materials as defined in section 105 of the Standard Specifications for Construction. Combining of multiple material certification documents into one large single electronic file may cause delays in material acceptance and progress payments.

4. Payrolls. This folder contains all documents related to prevailing wage. Certified payrolls are not to include full social security numbers. Submission of any documents with full social security numbers is not permitted and these documents will be rejected and may result in delayed progress payments.

5. Shop Drawings. This folder contains shop drawings submitted by the Contractor.

6. Sub-Contractor In Box. This folder contains all documents submitted by subcontractors, suppliers, and any other companies associated with the Contractor or their subcontractors. The Contractor must review each document prior to submittal in ProjectWise.

The Engineer will review all documents added to these folders and move them to the appropriate document folder for further review, processing, or records storage.

Furnish paper bills of lading/delivery tickets to the Engineer on the jobsite. This exception to electronic document submittal is a requirement for any item of work or material that is paid based on weight or shipping volume. Scanning of other manifests, seed tickets, or delivery confirmations will be as directed by the Engineer.

I. File/Document Retention. The electronic files stored in ProjectWise are the official project documentation and will be retained per the current document retention schedule.

J. Measurement and Payment. The work included in this special provision will not be paid for separately and is considered to be included in other items of work.

MICHIGAN
DEPARTMENT OF TRANSPORTATION

SPECIAL PROVISION
FOR
SOURCE OF STEEL AND IRON (BUY AMERICA)

CFS:JJG

1 of 3

APPR:RJC:DBP:01-28-16
FHWA:APPR:01-31-16

Delete subsection 105.10, on page 53 of the 2012 Standard Specifications for Construction, in its entirety and replace with the following:

105.10. Source of Steel and Iron. Provide steel and iron materials and products for permanent incorporation into the work that were produced only in the United States per Title 23 of the Federal Code of Regulations (CFR) Section 635.410, Buy America Requirements.

All steel and iron products and manufacturing processes of the steel and iron material in a product, including but not limited to the following steps; smelting, melting, rolling, extruding, machining, bending, grinding, drilling, welding, galvanizing, and coating, must occur within the United States.

Examples of products that are subject to Buy America coverage include, but are not limited to, the following:

- A. Steel or iron products used in pavements, bridges, tunnels or other structures, which include, but are not limited to, the following: fabricated structural steel, reinforcing steel, piling, high strength bolts, anchor bolts, dowel bars, permanently incorporated sheet piling, bridge bearings, cable wire/strand, pre-stressing/post-tensioning wire, motor/machinery brakes and other equipment for moveable structures.
- B. Guardrail, guardrail posts, end sections, terminals, cable guardrail.
- C. Steel fencing material, fence posts.
- D. Steel or iron pipe, conduit, grates, manhole covers, risers.
- E. Mast arms, poles, standards, trusses, supporting structural members for signs, luminaires, or traffic control systems.
- F. Steel or iron components of precast concrete products, such as reinforcing steel, wire mesh and pre-stressing or post-tensioning strands or cables.

Provide step certification for all steel and iron related pay items, materials, products, and components as specified on the Department website. The Department will maintain a list of these pay items, materials, products, and/or components on the following website.

http://www.michigan.gov/mdot/0,1607,7-151-9622_11044_11367---,00.html

Step certification is defined as the certification by the respective manufacturer or fabricator for their specific process (step) that the product, material, or component was fabricated, manufactured, and/or processed in the United States. The step certification documentation for these pre-defined pay items, materials, products, and/or components is to be submitted to the Engineer in a package covering each step prior to delivery or concurrent with material delivery on-site. Approved certification is required prior to incorporation of the materials into the project.

Buy America certification documentation for products and materials designated as fully compliant with the Buy America requirements on the Qualified Products List (QPL), Approved Manufacturers, and Tested Stock Suppliers Lists will be maintained by the MDOT Construction Field Services (CFS) Division. Buy America certification for these fully compliant items does not need to be submitted by the Contractor, but a bill of lading, product label, or shipping record to document that the products are from the respective source is to be provided to the Engineer. Buy America certification documentation for items that are partially compliant will be required to be submitted prior to delivery or concurrent with material delivery and prior to incorporation, noting the value of foreign steel/iron. The use of the Department maintained Buy America lists and notations does not relieve the Contractor from responsibility of ensuring Buy America compliance. The Contractor is ultimately responsible for Buy America compliance.

The Buy America lists maintained by the Department are solely for the benefit of the Department and may not be relied upon by the Contractor. The Contractor is solely responsible for the Buy America requirements for steel and iron as set forth in the CFR.

The above requirements do not preclude a minimal use of foreign steel and iron, provided the total invoice cost of foreign material permanently incorporated into the project does not exceed 0.1 percent of the total contract amount or \$2,500 whichever is greater. The Department defines the total invoice cost as the total value of the foreign steel and iron materials delivered to the project. The Department defines the total contract amount to be the total of the contract unit prices for items of road work and bridge work, any adjustments as provided for in the contract, and any assessment of incentive, disincentive or liquidated damages as provided for in the contract.

MDOT/Consultant fabrication facility inspectors are not responsible for approving the incorporation of foreign steel/iron prior to fabrication. It is the responsibility of the fabricator to notify and coordinate with the Contractor for all potential inclusion of foreign steel/iron in fabricated products.

For each item subject to meeting Buy America requirements, that doesn't fully meet Buy America requirements, the following documentation must be provided by the Contractor to verify the foreign steel value. This documentation is to be placed in the project files to ensure that the threshold is not exceeded:

- Pay Item,
- Description of associated foreign steel/iron material, product, or component,
- Cost of associated foreign steel/iron material, product or component, and
- Cumulative list of all non-compliant Buy America items with the total dollar amount.

The minimal use of foreign steel/iron under the minimal usage amount will be approved by the Engineer. The use of foreign steel/iron under the minimal usage amount does not

need to be approved by the FHWA. This amount is not considered a waiver to the Buy America requirements. The Contractor must ensure that the minimal usage amount is not exceeded.

MICHIGAN
DEPARTMENT OF TRANSPORTATION

SPECIAL PROVISION
FOR
CONSTRUCTION STAGING AREAS

DES:LFS

1 of 1

APPR:JJG:KAS:10-06-11
FHWA:APPR:10-11-11

Add the following subsection to section 107, on page 70 of the 2012 Standard Specifications for Construction:

107.22 Construction Staging Areas. The contractor must not use any public recreation area as a staging area, marshalling yard, storage facility, or for any other construction support unless it is defined in the contract.

Public recreation areas include: parks, trails, game areas, wildlife and waterfowl refuges, playgrounds, golf courses, athletic fields or similar areas which are publically owned by public school districts, local, state, or federal governments.

Any agreements negotiated between the Contractor and the owner of the public recreation area, before or after the award of the contract will not be considered valid by the Department.

If the Engineer determines the Contractor is in non-compliance with this subsection, penalties up to and including termination of the contract, in accordance with subsection 108.12, may be enacted as well as the immediate restoration of the public recreation area at the Contractor's cost.

MICHIGAN
DEPARTMENT OF TRANSPORTATION

SPECIAL PROVISION
FOR
E-VERIFY

CSD:JDM

1 of 1

APPR:JJG:JC:10-24-12
FHWA:APPR:10-25-12

a. Description. E-Verify is an Internet-based system that allows an employer, using information reported on an employee's Form I-9, Employment Eligibility Verification, to determine the eligibility of that employee to work in the United States. There is no charge to employers to use E-Verify. The E-Verify system is operated by the Department of Homeland Security (DHS) in partnership with the Social Security Administration. E-Verify is available in Spanish.

The State of Michigan is requiring all Contractors, and Subcontractors, to verify that new employees are legally present and authorized to work in the United States, using the E-Verify System.

Information on registration for and use of the E-Verify program can be obtained via the Internet at the DHS Web site: <http://www.dhs.gov/E-Verify>.

It is the responsibility of the Contractor to include this specification in all tiers of subcontracts.

Verification of the Contractors' use of E-verify will be a part of the random review of subcontract information performed by Contract Services Division.

The required use of the E-Verify system will not be paid for separately as part of the contract but is considered included in the costs for other pay items in the contract.

MICHIGAN
DEPARTMENT OF TRANSPORTATION

SPECIAL PROVISION
FOR
LABOR COMPLIANCE

CFS:AS

1 of 2

APPR:JJG:RJC:07-01-14
FHWA:APPR:07-09-14

a. Description. This special provision details the requirements for labor compliance. Ensure all levels of contracting (prime, sub, sub-sub, etc.) comply with all labor compliance requirements in this contract as well as with the current MDOT procedure for prevailing wage oversight. All contractors must insert this special provision in each subcontract and further require its inclusion in all lower tier subcontracts. The Contractor must advise all subcontractors of the requirement to pay the prevailing wage rates prior to commencement of work and that all employees must cooperate during wage rate interviews. The Contractor is responsible for all subcontractors and lower tier subcontractor labor compliance. Ensure labor compliance posters and the project specific prevailing wage rates are posted on the construction site, in a conspicuous place, prior to the commencement of work. Resolve all labor compliance issues within 60 days of receiving the Department's first documented notice. The 60 day requirement may be extended based on documented mutual agreement between the Department and the Contractor. A violation of state and/or federal prevailing wage rates or laws may result in the debarment of a Contractor from being awarded a contract or subcontract for a period of up to 8 years. Other actions, including but not limited to the reconciliation of records and restitution for employees, included in state and federal laws, may be required of the Contractor or subcontractor.

1. Record Keeping. Maintain payrolls and basic records relating thereto (i.e. W2, canceled checks, bank statements, payroll software etc.) by all levels of contractors during the course of work and preserved for a period of 3 years thereafter for all employees working on the site of work as outlined in 29 Code of Federal Regulations part 5.5 (29 CFR 5.5). Make these records available for inspection, copying, or transcription by the Department or its representative.

2. Certified Payroll Submittal Requirements. Subcontractors (all tiers) must submit their certified payrolls to the prime Contractor. The submitted payrolls must set out accurately and completely all of the information required on MDOT Form CP-347, Certified Payroll. The required weekly payroll information may be submitted on any contractor generated form, but must contain all information required on Form CP-347. Review all lower tier subcontractor certified payrolls prior to submission to the Engineer. The review must ensure the certified payroll complies with the submittal requirements as set forth in the current MDOT procedure for prevailing wage oversight. Complete Form 1955, Contractor's Certified Payroll Report, and submit to the Engineer along with the certified payrolls on a weekly basis. Forms 1955 and CP-347 are available on the MDOT forms webpage.

A. Federal Prevailing Wage Projects. The Davis-Bacon Related Acts apply to all contractors, and subcontractors (all tiers) performing work on federally funded or assisted construction contracts in excess of \$2,000. All contractors and subcontractors are required to comply with 29 Code of Federal Regulations Parts 1, 3, and 5.

B. State Prevailing Wage Projects. 1965 PA 166 applies to all contractors, and subcontractors (all tiers) performing work on contracts which are sponsored or financed in whole by the State of Michigan. On contracts involving two or more job numbers where the type of funding is mixed, and where one source of funding is federal, the Department inserts only the wage rates issued by the U.S. Department of Labor in the proposal and the federal requirements apply.

3. Short Duration Projects. The following modifications apply to the prevailing wage oversight procedure if the project is less than 75 calendar days in duration.

A. Submittal Requirements. The first certified payroll is to be received by the Engineer within 2 weeks from the end of the work week in which the work is started by the Contractor and/or subcontractors. The 2 week period is to allow for the processing and review of the certified payrolls by the Contractor. The first pay estimate can be made prior to the submission of the first certified payroll. The 2 week grace period allows the first estimate to be paid assuming the Contractor and subcontractor submit certified payrolls in a timely manner. Ensure subsequent certified payroll submissions are made weekly. Payroll submissions failing to meet the above requirements will be considered delinquent.

B. Contractor Notices. When certified payrolls are determined to be deficient or delinquent as defined in the current MDOT procedures for prevailing wage oversight the Engineer is to provide the prime Contractor with documented notice.

All labor compliance issues are to be resolved within 30 days after receiving the Department's first documented notice. The notification timeframe will be modified from 30 calendar days per notification to 15 calendar days per notification for short duration projects.

b. Materials. None specified.

c. Construction. None specified.

d. Measurement and Payment. Payment for compliance with this special provision will not be made separately. Payment will be considered as part of all other contract pay items.

MICHIGAN
DEPARTMENT OF TRANSPORTATION

SPECIAL PROVISION
FOR
ON-THE-JOB TRAINING PROGRAM

OBD:TDB

1 of 1

APPR:DBP:GCT:06-19-15
FHWA:APPR:07-06-15

a. Description. The On-The-Job Training (OJT) program is the MDOT's program to meet the requirements of the Federal-Aid Highway Act of 1970 and 23 CFR (Code of Federal Regulations) Part 230, Subpart A. The objective is to develop skill improvement programs to provide opportunities for unskilled workers, particularly minorities, women, and disadvantaged persons, to acquire training in the skilled construction trades.

b. Trainee Assignment. MDOT's Office of Business Development will allocate training assignments to prequalified Contractors based on the past contract volume of federal-aid work performed with MDOT. MDOT will notify each Contractor who has met the volume of work threshold at the beginning of each calendar year and advise them of the number of trainees they are expected to support.

c. Program Requirements. Contractors found to have reached the level(s), as identified in the MDOT OJT program document, are required to fulfill all of the requirements of the OJT program at no additional cost to the Department.

The Contractors are required to pay the trainees in accordance with the following schedule unless apprentices or trainees in an approved union program are enrolled as trainees on this project. In that case, the appropriate rates approved through the union apprenticeship will apply.

- 60 percent of the appropriate minimum journeyman's rate specified in the contract for the first half of the training period
- 75 percent for the third quarter of the training period
- 90 percent for the last quarter of the training period
- Full fringe benefits will be paid during the entire training period

All applicable forms and the appropriate regulation pertaining to the OJT program are available through the MDOT's On-the-Job Training Program website at www.michigan.gov/ojt.

Contractors should notify the Engineer at the preconstruction meeting if they intend to utilize trainees on the project.

d. Non-Compliance. Failure to comply with the OJT program provisions or complete a training assignment may result in the Contractor being found in non-compliance. Failure to resolve the non-compliance may be used as a basis for modifying the prequalification ratings of the Contractor. Any action to modify the Contractor's prequalification ratings will be taken in accordance with the duly promulgated prequalification rules.

MICHIGAN
DEPARTMENT OF TRANSPORTATION

SPECIAL PROVISION
FOR
SCHEDULE OF LIQUIDATED DAMAGES FOR OVERSIGHT

CFS:BED

1 of 1

APPR:MB:JJG: 07-15-16

FHWA:APPR:07-29-16

Delete Table 108-1 in subsection 108.10.C.1, on page 83 of the Standard Specifications for Construction, in its entirety and replace with the following.

Table 108-1		
Schedule of Liquidated Damages for Oversight		
Original Contract Amount		Amount per Calendar Day, \$
From more than, \$	To and including, \$	
0	100,000	400
100,000	500,000	700
500,000	1,000,000	950
1,000,000	5,000,000	1,350
5,000,000	15,000,000	2,300
Over 15,000,000		3,900

MICHIGAN
DEPARTMENT OF TRANSPORTATION

SPECIAL PROVISION
FOR
PROMPT PAYMENT

CFS:JJG

1 of 4

APPR:JDM:DBP:06-29-15
FHWA:APPR:07-16-15

Add the following subsection to section 109, on page 106, of the Standard Specifications for Construction:

109.08 Prompt Payment.

A. Definitions.

Lower-tier subcontract. An agreement between a subcontractor of any tier and any individual or legal entity to perform a part of the subcontract work.

Lower-tier subcontractor. The individual or legal entity that performs part of the subcontract work through a lower-tier subcontract with a subcontractor.

Supplier. The individual or legal entity that agrees to provide materials or services to the prime Contractor, a subcontractor, or a lower-tier subcontractor for the performance of their contract work.

Sworn Statement. A written verification under oath reflecting all persons or entities, which have furnished labor, equipment, services or materials to a subcontractor or lower-tier subcontractor for performance of work on the project. The written verification includes union fringe benefit funds, original contract amount, current amount due, amounts paid to date and balance to finish the work for each person or entity.

Waiver of Lien. A written release and waiver of any claim or right to payment for payments actually received for labor, equipment, services or materials furnished for performance of work on the project.

The sworn statement and waiver of lien documents are used by the prime Contractor and its subcontractors for verifying payments made to lower-tier subcontractors/suppliers and are not to be submitted to the Engineer unless requested as an aid in determining an alleged prompt payment violation. These documents can be found at the following website under the Construction Field Services - Forms heading:

http://www.michigan.gov/mdot/0,1607,7-151-9622_11044_11367---,00.html

B. Progress Payments. For the first payment, or for a one time payment, the prime Contractor agrees to pay each subcontractor for the work associated with their subcontract no later than 10 calendar days from the date the prime Contractor receives payment from the Department.

For the second and subsequent payments, the prime Contractor agrees to pay each

subcontractor for the work associated with their subcontract no later than 10 calendar days from the date the prime Contractor receives payment from the Department.

The Contractor is required to provide payment information for previous payments made to all first tier subcontractors and all DBE companies (sub-subcontractors, suppliers, truckers, etc.) at any tier before the Engineer will release the third and subsequent estimates. For all subsequent progress pay estimates if 1) the Engineer payment does not include any first tier subcontractors or any DBE company payments at any tier, and 2) the previously submitted payment reporting information remains unchanged, then payment reporting in the system is not required. Reporting is required when the prime contractor makes payments to any first tier subcontractors and any DBE companies at any tier. The payment information is provided through submittal of the information via the 2124A reporting system (MERS). System information can be found at the following web link.

http://www.michigan.gov/documents/mdot/Prompt_Payment_2124A_Instructions_MERS_366314_7.pdf

The prime Contractor must bring any concerns about the satisfactory completion of subcontractor or lower-tier subcontractor work items, to the Engineer's attention as soon as the concern is discovered. If the work meets the requirements of satisfactory completion and the prime Contractor has been paid for that work, the Engineer must determine whether:

1. The prime Contractor has demonstrated a valid reason for withholding payment from the subcontractor or supplier, or
2. The subcontractor has demonstrated a valid reason for withholding payment from the lower-tier subcontractor or supplier.

If the Engineer determines the reason for withholding payment is valid, the Engineer will process a negative estimate to withdraw the amount involved in the complaint. If payment has not been made for the work related to the complaint, the Engineer will not include those items of work on an estimate until the issue has been resolved.

The prime Contractor remains responsible to make prompt payments on this project to their subcontractors and suppliers except as noted in subsection 109.08.D of this special provision, even if the prime Contractor is in violation of other contractual obligations and the Department is withholding payment from the prime Contractor for those violations.

The prime Contractor must include language in all subcontracts that the Department prohibits prime Contractors from holding retainage from subcontractors. All provisions of this prompt payment subsection apply to all subcontracts, lower-tier subcontracts, and supplier agreements and must be included in each subcontract for the contract, including all lower-tier subcontracts and agreements.

This prompt payment provision is a requirement of 49 CFR 26.29 and does not confer third-party beneficiary rights or other direct rights to a subcontractor against the Department. This provision applies to both DBE and non-DBE subcontractors/suppliers at all tiers.

C. Satisfactory Completion. Progress and partial payments for contract work are issued based on the satisfactory completion of work. Satisfactory completion, for purposes of this prompt payment provision, is defined as:

1. Upon preliminary review, the Engineer finds the work completed in accordance with the contract, plans, and specifications; and,
2. Required documentation, including material certifications, payrolls, submission of 2124A, etc., has been received and reviewed and found to be acceptable by the Engineer; and,
3. Required subcontractor sworn statements and waivers of lien have been provided to the prime Contractor. The prime Contractor must provide notice to the Engineer if sworn statements and waivers of lien have not been received for completed work.

The Engineer will determine if the work meets the standards of satisfactory completion.

D. Less than full payment release. The Engineer may give written approval to:

1. Delay or postpone payment from the time frames specified herein,
2. Process partial payment from the prime Contractor to a subcontractor or supplier,
3. Process partial payment from a subcontractor to a lower-tier subcontractor or supplier.

The unpaid portion will be held by the Department.

The parties may initiate whatever dispute resolution procedure is specified in their agreement or is available under Michigan law. If dispute resolution or litigation is selected, the actions by both parties must proceed in a timely manner. The result of the dispute resolution proceeding or litigation must be provided to the Engineer promptly upon the conclusion of the proceeding. The Engineer will release the disputed payment being held by the Department in accordance with the outcome of the proceedings.

E. Non-Payment Claims. The prime Contractor, subcontractor, lower-tier subcontractor or supplier must notify the alleged offending party in writing of any prompt payment violations within 30 calendar days of the date the payment was to be received. Copies of the notifications must be provided to the Engineer and the prime Contractor (only if the prime Contractor is not the offending party).

The alleged offending party must respond in writing to the claimant within 10 calendar days of receipt of the notification of failure to meet prompt payment provisions. Provide copies of the response to the Engineer, the prime Contractor (only if the prime Contractor is not the offending party), and the Engineer of Construction Field Services. The prime Contractor, subcontractor, or supplier must also provide the required sworn statements and waivers of lien from the affected subcontractor or supplier to the Engineer within 10 days of receipt of the notification. The Department will consider the failure of the alleged offending party to respond to the notification from the claimant as an admission of the prompt pay violation which may result in sanctions.

The Engineer will review the written notice and response and will verify in writing if there is a valid prompt pay violation.

Independent of all procedures and requirements in this special provision the non-payment claimant has the additional option of submitting a lien claim to the MDOT Contract Services Division. MDOT will notify the project surety of the non-payment issue. It is the responsibility of

the surety to ensure that all legitimately due payments are made. The submission of a lien claim will not nullify or affect any other requirements, obligations or procedures in this special provision.

F. Remedies. When the Engineer verifies a prompt payment violation, the prime Contractor within 5 days must propose one or a combination of any of the following actions items for review and approval by the Engineer:

1. Issue payment to the subcontractor.
2. Issue payments to a subcontractor in the form of joint checks to the subcontractor and the subcontractor's lower-tier subcontractors and/or suppliers.
3. Issue payment directly to the subcontractor's lower-tier subcontractors or suppliers.
4. Request a negative estimate to withdraw the amount confirmed in the prompt payment violation.

If the prime Contractor fails to submit a timely remedy request or obtain an approved course of action within the 5 day time period, the Engineer will direct a course of action or issue a negative estimate to withdraw the amount confirmed in the prompt payment violation.

If the prime Contractor fails to fulfill the approved or directed course of action the Engineer will impose sanctions until such time as the approved or directed course of action is completed.

Any payments to a subcontractor's lower-tier subcontractor or supplier will be issued in the amounts reflected upon the subcontractor's sworn statements or in amounts independently verified by the Engineer as being due the subcontractor's lower-tier subcontractors and suppliers for work completed. Payments to a lower-tier subcontractor or supplier will be considered payment to the subcontractor directly so that payment for the same work cannot be claimed.

Any other use of joint checks must follow current Department procedures.

G. Sanctions. Failure to comply with any of the prompt payment requirements by the prime Contractor, subcontractor, lower-tier subcontractor, or supplier may result in sanctions against the offending party. These sanctions may include, but are not limited to: withholding of estimates on projects where prompt payment violations are confirmed; reduction or removal of prequalification; and/or suspension of bidding privileges.

MICHIGAN
DEPARTMENT OF TRANSPORTATION

SPECIAL PROVISION
FOR
FORCE ACCOUNT BUSINESS TAXES

CFS:RJC

1 of 1

APPR:JJG:JDM:04-14-15
FHWA:APPR:04-17-15

Delete subsection 109.05.D.8, on page 101 of the 2012 Standard Specifications for Construction in its entirety.

MICHIGAN
DEPARTMENT OF TRANSPORTATION

SPECIAL PROVISION
FOR
**FORCE ACCOUNT MARK-UP FOR BOND PREMIUM, INSURANCE AND PAYROLL
TAXES**

CFS:JJG

1 of 1

APPR:LFS:MB:08-12-16

FHWA:APPR:08-18-16

Delete subsection 109.05.D.4, on page 97 of the Standard Specifications for Construction, in its entirety.

Delete the first paragraph of subsection 109.05.D.3, on page 96 of the Standard Specifications for Construction, in its entirety and replace with the following:

3. **Labor.** The Engineer will pay the Contractor an amount equal to the sum of the following labor costs, plus 55 percent of the sum (for road work) or 60 percent of the sum (for bridge work) to cover the costs of field and home office overhead, bond premium, insurance, payroll taxes and to provide for a reasonable profit.

MICHIGAN
DEPARTMENT OF TRANSPORTATION

SPECIAL PROVISION
FOR
DELAY COSTS

CFS:JJG

1 of 1

APPR:RJC:MB:02-22-17
FHWA:APPR:02-27-17

Delete subsections 109.05.E.1.a through 109.05.E.1.e, on page 102 of the Standard Specifications for Construction, in their entirety and replace with the following:

- a. Proof of cost of project staff salaries, wages, payroll taxes and insurance.
- b. Proof of escalated cost for labor, equipment, and material.
- c. Proof of material storage costs.

MICHIGAN
DEPARTMENT OF TRANSPORTATION

SPECIAL PROVISION
FOR
JOBSITE POSTER DEFICIENCIES AND INITIAL MOBILIZATION PAYMENT

CFS:JYG

1 of 1

APPR:AS:RJC:05-27-16

FHWA:APPR:06-07-16

Delete the subsection 150.03, on page 107 of the Standard Specifications for Construction, in its entirety and replace with the following:

150.03. Construction. All jobsite posters and employment notices required by State and Federal regulations and the contract documents are to be posted as instructed in the Special Provision for Labor Compliance.

If at any time during the project the Engineer documents that the required jobsite posters and employment notices are not posted appropriately, the Engineer will provide documented instructions to the Contractor that corrective action is required. Posting of jobsite posters and employment notices (posted display, foreman vehicle binder, etc.) for short term or mobile operations will be as approved by the Engineer. Upon receipt of the notification of corrective action, the Contractor has 24 hours to correct the deficiency. If the issue cannot be corrected within the 24 hour time period, the Contractor will develop a documented implementation schedule for the corrective action and submit the schedule to the Engineer for approval within 24 hours of receiving the original documented notification. If the schedule is not approved, or if the schedule is approved, but is not followed, the Engineer will adjust the contract according to this special provision. If the implementation schedule is not followed, the Engineer will document notification to the Contractor that they are in violation of this special provision.

The Engineer will give documented notification to the Contractor as identified above. Failure to make corrections within the timeframe required will result in the following actions by the Engineer:

- A. The Engineer may stop work on the project until the Contractor completes corrective action.
- B. The Engineer will process a contract price adjustment in the amount of \$1,000 per calendar day or portion thereof that the corrective action remains incomplete or the implementation schedule is not followed. The contract price adjustment will continue to be assessed until jobsite posters and employment notices are posted appropriately, the Engineer has been notified of the corrective action and the Engineer has verified the correction.

Add the following paragraph after the third paragraph of subsection 150.04, on page 108 of the Standard Specifications for Construction:

The first scheduled payment for **Mobilization, Max (dollar)** will not occur until the Engineer has verified and documented the posting of required labor compliance posters and the project specific prevailing wage rates.

MICHIGAN
DEPARTMENT OF TRANSPORTATION

SPECIAL PROVISION
FOR
**NON-COMPLIANCE WITH SOIL EROSION AND SEDIMENTATION CONTROL
REQUIREMENTS**

CFS:DMG

1 of 2

APPR:TWK:HZ:07-02-14
FHWA:APPR:07-09-14

a. Description. This special provision establishes negative adjustments related to the failure to properly install and maintain soil erosion and sedimentation control (SESC) measures and the conditions under which these adjustments will be determined and applied. Nothing in this special provision modifies section 107 of the Standard Specifications for Construction.

Delays to the project as a result of the Contractor conducting corrective actions for SESC measures do not constitute a valid reason for an extension of time.

Ensure deficiencies with SESC measures are corrected in the time frame stated herein. For those deficiencies not corrected within the stated time frame, the Engineer will make a negative adjustment to the contract as stated herein.

b. Materials. None specified.

c. Construction. Install all temporary erosion control measures identified on the plans and as directed by the Engineer for an impacted area of the project prior to the start of any earth disturbance including, but not limited to, clearing, grading and excavation in that area. The Engineer will inspect these measures every 7 days and within 24 hours of precipitation events which result in off-site runoff. Deficiencies will be documented on the National Pollutant Discharge Elimination System and SESC Inspection Report (MDOT Form 1126).

If at any time during the project, including the time during the seasonal suspension, the Engineer documents deficient SESC measures, the Engineer will provide written notification with instructions for corrective action to the Contractor. The time frame for completion of these corrective actions will be specified in the notification and will be discussed with the Contractor as necessary.

Deficiencies are defined as one or more of the following:

1. Failure to install or construct SESC measures shown on the plans or as directed by the Engineer;
2. Failure to maintain the measures;
3. Failure to conduct earth change activities in a manner consistent with all applicable environmental permit requirements;
4. Failure to comply with the area limitations or the time limitations stated in subsections 208.03.A and 208.03.B, respectively, of the Standard Specifications for Construction.

SESC deficiencies are either emergency or non-emergency and the time frame for corrective action is determined accordingly. Sedimentation of a drainage structure or waters of the state or loss of support of the roadbed impacting public safety constitutes an emergency and corrective actions must be completed within 24 hours of notification. Non-emergency deficiencies must be corrected within 5 calendar days of notification.

For those emergency corrective actions not completed within 24 hours of notification, the Contractor will be assessed \$100.00 per hour for every hour the deficiency remains uncorrected after the initial 24 hours of notification. For those non-emergency corrective actions not completed within 5 calendar days, the Contractor will be assessed \$500.00 per day for every day, or part thereof, the deficiency remains uncorrected after the initial 5 days of notification.

If it is not practicable to complete the non-emergency corrective actions within 5 calendar days, the Contractor must document the reasons and propose a corrective action plan to the Engineer within 5 days of notification. The corrective action plan must contain the Contractor's course of action and a time frame for completion. If the reasons and the corrective action plan are acceptable to the Engineer, the Contractor will be allowed to proceed with the plan as proposed without incurring a negative adjustment. If the approved corrective action plan is not completed as proposed, the Contractor will be assessed \$1000.00 per calendar day for every day, or part thereof, the deficiency remains uncorrected after the time frame is exceeded in the approved corrective action plan.

Correct, in the timeframe stated herein, all other emergency or non-emergency SESC deficiencies documented anywhere else on the project during completion of the approved corrective action plan.

d. Measurement and Payment. The Engineer will make the necessary monetary adjustment to the contract amount based on the length of time the Contractor allows the deficiencies to remain uncorrected after the time allowance stated herein and as described to cover any costs incurred by the Department as a result of SESC violations.

All costs associated with corrective actions required due to the Contractor's failure to properly install or maintain SESC measures on this project will be borne by the Contractor.

MICHIGAN
DEPARTMENT OF TRANSPORTATION

SPECIAL PROVISION
FOR
SAMPLING ASPHALT BINDER ON LOCAL AGENCY PROJECTS

CFS:MF

1 of 1

APPR:JAR:JTL:12-19-01
FHWA:CON. APPR:06-06-11

For informational purposes, original samples of asphalt binder will be taken by the Contractor and delivered to the Engineer prior to incorporation into the mixture. The frequency of sampling will be determined by the Engineer. The cost of obtaining and delivering the samples to the Engineer will be included in the hot mix asphalt (HMA) pay items.

The Contractor must certify in writing that the materials used in the HMA mixture are from the same source as the materials used in developing the HMA mixture design and the bond coat is from an approved supplier as stated in the *Material Quality Assurance Procedures Manual*.

MICHIGAN
DEPARTMENT OF TRANSPORTATION

SPECIAL PROVISION
FOR
WARM-MIX ASPHALT PERMISSIVE USE FOR LOCAL AGENCY PROJECTS

CFS:KPK

1 of 1

APPR:CJB:JWB:07-05-16
FHWA APPR:07-05-16

a. Description. This work consists of furnishing a Warm-Mix Asphalt (WMA) mixture using a water-injection foaming device or water foaming additive in lieu of the standard Hot Mix Asphalt (HMA) specified if the Contractor elects to do so. Ensure all work is in accordance with the standard specifications and applicable special provisions, except as modified herein. No deviations to acceptance test methods/procedures will be allowed.

b. Materials. Provide materials in accordance with contract for HMA mixtures.

Base lab testing temperatures for compaction of samples on the binder suppliers recommended value.

c. Construction.

1. Equipment. Provide equipment for the water-foaming additive or water-foaming injection device that is attached to the HMA plant.

2. Placing WMA. The Engineer will reject loads with a temperature either below 250 degrees Fahrenheit (F) or greater than +20 degrees F from the recommended maximum mixing temperature specified by the binder producer at the time of discharge from behind the screed.

d. Measurement and Payment. If the Contractor elects to provide a WMA mixture as a substitute for the specified HMA mixture as discussed above, this will be done with the understanding that the pay items in the original contract will not be changed and the WMA will be provided under those original pay items at the bid prices submitted.

MICHIGAN
DEPARTMENT OF TRANSPORTATION

SPECIAL PROVISION
FOR
RECYCLED HOT MIX ASPHALT MIXTURE ON LOCAL AGENCY PROJECTS

CFS:KPK

1 of 2

APPR:JWB:CJB:03-13-14
FHWA:APPR:03-13-14

Add the following subsection to subsection 501.02.A.2, on page 234 of the Standard Specifications for Construction.

- c. **Reclaimed Asphalt Pavement (RAP) and Binder Grade Selection.** The method for determining the binder grade in HMA mixtures incorporating RAP is divided into three categories designated Tier 1, Tier 2 and Tier 3. Each tier has a range of percentages that represent the contribution of the RAP binder toward the total binder, by weight. The tiers identified below apply to HMA mixtures with the following exception: Superpave mixture types E3, E3 High Stress, E10, E10 High Stress, E30, E30 High Stress, E50, and E50 High Stress used as leveling or top course must be limited to a maximum of 27 percent RAP binder by weight of the total binder in the mixture.

Recycled materials may be used as a substitute for a portion of the new materials required to produce HMA mixtures in accordance with contract.

- **Tier 1 (0% to 17% RAP binder by weight of the total binder in the mixture).** No binder grade adjustment is made to compensate for the stiffness of the asphalt binder in RAP.
- **Tier 2 (18% to 27% RAP binder by weight of the total binder in the mixture).** For all mixtures no binder grade change will occur in Tier 2 for all shoulder and temporary road mixtures.

The required asphalt binder grade must be at least one grade lower for the low temperature than the design binder grade required for the specified project mixture type. Lowering the high temperature of the binder one grade is optional. For example, if the design binder grade for the mixture type is PG 58-22, the required grade for the binder in the HMA mixture containing RAP would be a PG 52-28 or a PG 58-28.

For Marshall Mixes, no binder grade change will be required when Average Daily Traffic (ADT) is above 7000 or Commercial Average Daily Traffic (CADT) is above 700. No binder grade change will occur for LVSP, E03 and E1 mixtures used as leveling or top course.

The asphalt binder grade can also be selected using a blending chart for high and low temperatures. Supply the blending chart and the RAP test data used in determining the binder selection according to *AASHTO M 323*.

- **Tier 3 (\geq 28% RAP binder by weight of the total binder in the mixture).** The binder

grade for the asphalt binder is selected using a blending chart for high and low temperatures per *AASHTO M 323*. Supply the blending chart and the RAP test data used in determining the binder selection.

MICHIGAN
DEPARTMENT OF TRANSPORTATION

SPECIAL PROVISION
FOR
MARSHALL HOT MIX ASPHALT MIXTURE

CFS:JWB

1 of 2

APPR:EHR:CJB:09-25-06
FHWA:APPR:06-06-11

a. Description. Furnish hot mix asphalt (HMA) mixture, designed using Marshall Mixture Design Methods, in accordance with the standard specifications except as modified by this special provision.

b. Mix Design. Submit the mix design for evaluation in accordance with the Department's HMA Production Manual. Use a 50 blow Marshall hammer when compacting mixtures for developing Marshall mix designs.

c. Recycled Mixtures. Substituting reclaimed asphalt pavement (RAP) for a portion of the new material required to produce HMA mixture is allowed provided that the mixture is designed and produced to meet all criteria specified herein, unless otherwise prohibited. RAP materials must be in accordance with the standard specifications.

d. Materials. Table 1 provides the mix design criteria and volumetric properties. Table 2 provides the required aggregate properties. Use aggregates of the highest quality available to meet the minimum specifications. Use the mixture designation number shown in the contract item name when determining mix design properties from Tables 1 and 2.

e. Measurement and Payment. The completed work, as described, will be measured and paid for at the contract unit price using the following pay item:

Pay Item	Pay Unit
HMA, (type).....	Ton

Table 1: Mix Design Criteria and Volumetric Properties

	Mixture No.				
	2C	3C	4C	13A	36A
Target Air Void, % (a)	3.00	4.00	4.00	4.00	4.00
VMA (min) (b)	11.00	13.00	14.00	14.00	15.00
VFA	65-78	65-78	65-78	65-78	65-78
Fines to Binder Ratio (max) (c)	1.2	1.2	1.2	1.2	1.2
Flow (0.01 inch)	8 -16	8 -16	8 -16	8 -16	8 -16
Stability (min), lbs	1200	1200	1200	900	900
a. Lower target air voids by 1.00% if used in a separate shoulder paving operation. Consider reducing air void targets to 3.00% for lower traffic volume roadways when designing 13A and 36A mixtures for local agency use. b. VMA calculated using Gsb of the combined aggregates. c. Ratio of the weight of aggregate passing the No. 200 sieve to total asphalt binder content by weight; including fines and binder contributed by RAP.					

Table 2: Aggregate Properties

	Mixture No.				
	2C	3C	4C	13A	36A
	Percent Passing Indicated Sieve or Property Limit				
1½ inch	100				
1 inch	91-100	100			
¾ inch	90 max.	91-100	100	100	
½ inch	78 max.	90 max.	91-100	75-95	100
⅜ inch	70 max.	77 max.	90 max.	60-90	92-100
No. 4	52 max.	57 max.	67 max.	45-80	65-90
No. 8	15-40	15-45	15-52	30-65	55-75
No. 16	30 max.	33 max.	37 max.	20-50	
No. 30	22 max.	25 max.	27 max.	15-40	25-45
No. 50	17 max.	19 max.	20 max.	10-25	
No. 100	15 max.	15 max.	15 max.	5-15	
No. 200	3-6	3-6	3-6	3-6	3-10
Crushed (min), % (MTM 117)	90	90	90	25	60
Soft Particle (max), % (a)	12.0	12.0	8.0	8.0	8.0
Angularity Index (min) (b)	4.0	4.0	4.0	2.5	3.0
L.A. Abrasion (max), % loss (c)	40	40	40	40	40
Sand Ratio (max) (d)	-	-	-	50	50
<p>a. The sum of the shale, siltstone, structurally weak, and clay-ironstone particles must not exceed 8.0 percent for aggregates used in top course. The sum of the shale, siltstone, structurally weak, and clay-ironstone particles must not exceed 12.0 percent for aggregates used in base and leveling courses.</p> <p>b. The fine aggregate angularity of blended aggregates, determined by MTM 118, must meet the minimum requirement. In mixtures containing RAP, the required minimum fine aggregate angularity must be met by the virgin material. NAA fine aggregate angularity must be reported for information only and must include the fine material contributed by RAP if present in the mixture.</p> <p>c. Los Angeles abrasion maximum loss must be met for the composite mixture, however, each individual aggregate must be less than 50</p> <p>d. Sand ratio for 13A and 36A no more than 50% of the material passing the No. 4 sieve is allowed to pass the No. 30 Sieve.</p>					

MICHIGAN
DEPARTMENT OF TRANSPORTATION

SPECIAL PROVISION
FOR
ACCEPTANCE OF HOT MIX ASPHALT MIXTURE ON LOCAL AGENCY PROJECTS

CFS:KPK

1 of 7

APPR:CJB:JWB:07-05-16

FHWA:APPR:07-05-16

a. Description. This special provision provides sampling and testing requirements for local agency projects using the roller method and the nuclear density gauge testing. Provide the hot mix asphalt (HMA) mixture in accordance with the requirements of the standard specifications, except where modified herein.

b. Materials. Provide aggregates, mineral filler (if required), and asphalt binder to produce a mixture proportioned within the master gradation limits shown in the contract, and meeting the uniformity tolerance limits in Table 1.

Table 1: Uniformity Tolerance Limits for HMA Mixtures

Parameter		Top and Leveling Course		Base Course		
Number	Description	Range 1 (a)	Range 2	Range 1 (a)	Range 2	
1	% Binder Content	-0.30 to +0.40	±0.50	-0.30 to +0.40	±0.50	
2	% Passing	# 8 and Larger Sieves	±5.0	±8.0	±7.0	±9.0
		# 30 Sieve	±4.0	±6.0	±6.0	±9.0
		# 200 Sieve	±1.0	±2.0	±2.0	±3.0
3	Crushed Particle Content (b)	Below 10%	Below 15%	Below 10%	Below 15%	
a. This range allows for normal mixture and testing variations. The mixture must be proportioned to test as closely as possible to the Job-Mix-Formula (JMF). b. Deviation from JMF.						

Parameter number 2 as shown in Table 1 is aggregate gradation. Each sieve will be evaluated on one of the three gradation tolerance categories. If more than one sieve is exceeding Range 1 or Range 2 tolerances, only the one with the largest exceedance will be counted as the gradation parameter.

The master gradation should be maintained throughout production; however, price adjustments will be based on Table 1. Aggregates which are to be used in plant-mixed HMA mixtures must not contain topsoil, clay, or loam.

c. Construction. Submit a Mix Design and a JMF to the Engineer. Do not begin production and placement of the HMA until receipt of the Engineer's approval of the JMF. Maintain the binder content, aggregate gradation, and the crushed particle content of the HMA mixture within the Range 1 uniformity tolerance limits in Table 1. For mixtures meeting the definition of top or leveling course, field regress air void content to 3.5 percent with liquid asphalt cement unless

specified otherwise on HMA application estimate. For mixtures meeting the definition of base course, field regress air void content to 3.0 percent with liquid asphalt cement unless specified otherwise on HMA application estimate.

Ensure all persons performing Quality Control (QC) and Quality Assurance (QA) HMA field sampling are "Local Agency HMA Sampling Qualified" samplers. At the Pre-Production or Pre-Construction meeting, the Engineer will determine the method of sampling to be used. Ensure all sampling is done in accordance with *MTM 313 (Sampling HMA Paving Mixtures)* or *MTM 324 (Sampling HMA Paving Mixtures Behind the Paver)*. Samples are to be taken from separate hauling loads.

For production/mainline type paving, obtain a minimum of two samples, each being 20,000 grams, each day of production, for each mix type. The Engineer will sample and maintain possession of the sample. Sampling from the paver hopper is prohibited. Each sample will be divided into two 10,000 gram parts with one part being for initial testing and the other part being held for possible dispute resolution testing. Obtain a minimum of three samples for each mix type regardless of the number of days of production.

Obtain samples that are representative of the day's paving. Sample collection is to be spaced throughout the planned tonnage. One sample will be obtained in the first half of the tonnage and the second sample will be obtained in the second half of the tonnage. If planned paving is reduced or suspended, when paving resumes, the remaining sampling must be representative of the original intended sampling timing.

Ensure all persons performing testing are Bit Level One certified or Bit QA/QC Technician certified.

Ensure daily test samples are obtained, except, if the first test results show that the HMA mixture is in specification, the Engineer has the option of not testing additional samples from that day.

At the Pre-Production or Pre-Construction meeting, the Engineer and Contractor will collectively determine the test method for measuring asphalt content (AC) using *MTM 319 (Determination of Asphalt Content from Asphalt Paving Mixtures by the Ignition Method)* or *MTM 325 (Quantitative Extraction of Bitumen from HMA Paving Mixtures)*. Back calculation will not be allowed for determining asphalt content.

Ensure all labs performing local agency acceptance testing are qualified labs per the *HMA Production Manual* and participate in the MDOT round robin process, or they must be *AASHTO Materials Reference Laboratory (AMRL)* accredited for *AASHTO T 30* or *T 27*, and *AASHTO T 164* or *T 308*. Ensure on non-National Highway System (NHS) routes, Contractor labs are made available, and may be used, but they must be qualified labs as previously stated. Contractor labs may not be used on NHS routes. Material acceptance testing will be completed by the Engineer within 14 calendar days, except holidays and Sundays, for projects with less than 5,000 tons (plan quantity) of HMA and within 7 calendars days, except holidays and Sundays, for projects with 5,000 tons (plan quantity) or more of HMA, after the Engineer has obtained the samples. QA test results will be provided to the Contractor after the Engineer receives the QC test results. Failure on the part of the Engineer or the laboratory to provide Quality Assurance test results within the specified time frame does not relieve the Contractor of their responsibility to provide an asphalt mix within specifications.

The correlation procedure for ignition oven will be established as follows. Asphalt binder content based on ignition method from MTM 319. Gradation (*ASTM D 5444*) and Crushed particle content (*MTM 117*) based on aggregate from *MTM 319*. The incineration temperature will be established at the Pre-Production Meeting. The Contractor will provide a laboratory mixture sample to the acceptance laboratory to establish the correction factor for each mix. Ensure this sample is provided to the Engineer a minimum of 14 calendar days prior to production.

For production/mainline type paving, the mixture may be accepted by visual inspection up to a quantity of 500 tons per mixture type, per project (not per day). For non-production type paving defined as driveways, approaches, and patching, visual inspection may be allowed regardless of the tonnage.

The mixture will be considered out-of-specification, as determined by the acceptance tests, if for any one mixture, two consecutive tests per parameter, (for Parameter 2, two consecutive aggregate gradations on one sieve) are outside Range 1 or Range 2 tolerance limits. If a parameter is outside of Range 1 tolerance limits and the second consecutive test shows that the parameter is outside of Range 2, then it will be considered to be a Range 1 out-of-specification. Consecutive refers to the production order and not necessarily the testing order. Out-of-specification mixtures are subject to a price adjustment per the Measurement and Payment section of this special provision.

Contractor operations will be suspended when the mixture is determined to be out-of-specification, but contract time will continue to run. The Engineer may issue a Notice of Non-Compliance with Contract Requirements (Form 1165), if the Contractor has not suspended operations and taken corrective action. Submit a revised JMF or proposed alterations to the plant and/or materials to achieve the JMF to the Engineer. Effects on the Aggregate Wear Index (AWI) and mix design properties will be taken into consideration. Production and placement cannot resume until receipt of the Engineer's approval to proceed.

Pavement in-place density will be measured using one of two approved methods. The method used for measuring in-place density will be agreed upon at a pre-production or pre-construction meeting.

Pavement in-place density tests will be completed by the Engineer during paving operations and prior to traffic staging changes. Pavement in-place density acceptance testing will be completed by the Engineer prior to paving of subsequent lifts and being open to traffic.

Option 1 – Direct Density Method

Use of a nuclear density gauge requires measuring the pavement density using the Gmm from the JMF for the density control target. The required in-place density of the HMA mixture must be 92.0 to 98.0 percent of the density control target. Nuclear density testing and frequency will be in accordance with the *MDOT Density Testing and Inspection Manual*.

Option 2 – Roller Method

The Engineer may use the Roller Method with a nuclear or non-nuclear density gauge to document achieving optimal density as discussed below.

Use of the density gauge requires establishing a rolling pattern that will achieve the required in-place density. The Engineer will measure pavement density with a density gauge using the Gmm from the JMF for the density control target.

Use of the Roller Method requires developing and establishing density frequency curves, and meeting the requirements of Table 2. A density frequency curve is defined as the measurement and documentation of each pass of the finished roller until the in-place density results indicate a decrease in value. The previous recording will be deemed the optimal density. The Contractor is responsible for establishing and documenting an initial or QC rolling pattern that achieves the optimal in-place density. When the density frequency curve is used, the Engineer will run and document the density frequency curve for each half day of production to determine the number of passes to achieve the maximum density. Table 5, located at the end of this special provision, can be used as an aid in developing the density frequency curve. The Engineer will perform density tests using an approved nuclear or non-nuclear gauge per the manufacturer's recommended procedures.

Table 2: Minimum Number of Rollers Recommended Based on Placement Rate

Average Laydown Rate, Square Yards per Hour	Number of Rollers Required (a)	
	Compaction	Finish
Less than 600	1	1 (b)
601 - 1200	1	1
1201 - 2400	2	1
2401 - 3600	3	1
3601 and More	4	1

a. Number of rollers may increase based on density frequency curve.
b. The compaction roller may be used as the finish roller also.

After placement, roll the HMA mixture as soon after placement as the roller is able to bear without undue displacement or cracking. Start rolling longitudinally at the sides of the lanes and proceed toward the center of the pavement, overlapping on successive trips by at least half the width of the drum. Ensure each required roller is 8 tons minimum in weight unless otherwise approved by the Engineer.

Ensure the initial breakdown roller is capable of vibratory compaction and is a maximum of 500 feet behind the paving operations. The maximum allowable speed of each roller is 3 miles per hour (mph) or 4.5 feet per second. Ensure all compaction rollers complete a minimum of two complete rolling cycles prior to the mat temperature cooling to 180 degrees Fahrenheit (F). Continue finish rolling until all roller marks are eliminated and no further compaction is possible. The Engineer will verify and document that the roller pattern has been adhered to. The Engineer can stop production when the roller pattern is not adhered to.

d. Measurement and Payment. The completed work, as described, will be measured and paid for using applicable pay items as described in subsection 501.04 of the Standard Specifications for Construction, or the contract, except as modified below.

Base Price. Price established by the Department to be used in calculating incentives and adjustments to pay items and shown in the contract.

If acceptance tests, as described in section c. of this special provision, show that a Table 1 mixture parameter exceeds the Range 1, but not the Range 2, tolerance limits, that mixture parameter will be subject to a 10 percent penalty. The 10 percent penalty will be assessed based on the acceptance tests only unless the Contractor requests that the 10,000 gram sample part retained for possible dispute resolution testing be tested. The Contractor has 4 calendar days from receipt of the acceptance test results to notify the Engineer, in writing, that dispute resolution testing is requested. The Contractor's QC test results for the corresponding QA test results must result in an overall payment greater than QA test results otherwise the QA tests will not be allowed to be disputed. The Engineer has 4 calendar days to send the dispute resolution sample to the lab once dispute resolution testing is requested. The dispute resolution sample will be sent to an independent lab selected by the Local Agency, and the resultant dispute test results will be used to determine the penalty per parameter, if any. Ensure the independent lab is a MDOT QA/QC qualified lab or an AMRL HMA qualified lab. The independent lab must not have conflicts of interest with the Contractor or Local Agency. If the dispute testing results show that the mixture parameter is out-of-specification, the Contractor will pay for the cost of the dispute resolution testing and the contract base price for the material will be adjusted, based on all test result parameters from the dispute tests, as shown in Table 3 and Table 4. If the dispute test results do not confirm the mixture parameter is out-of-specification, then the Local Agency will pay for the cost of the dispute resolution testing and no price adjustment is required.

If acceptance tests, as described in section c. of this special provision, show that a Table 1 mixture parameter exceeds the Range 2 tolerance limits, the 10,000 gram sample part retained for possible dispute resolution testing will be sent, within 4 calendar days, to the MDOT Central Laboratory for further testing. The MDOT Central Laboratory's test results will be used to determine the penalty per mixture parameter, if any. If the MDOT Central Laboratory's results do not confirm the mixture parameter is out-of-specification, then no price adjustment is required. If the MDOT Central Laboratory's results show that the mixture is out-of-specification and the Engineer approves leaving the out-of-specification mixture in place, the contract base price for the material will be adjusted, based on all parameters, as shown in Table 3 and Table 4.

In the case that the Contractor disputes the results of the test of the second sample obtained for a particular day of production, the test turn-around time frames given would apply to the second test and there would be no time frame on the first test.

The laboratory (MDOT Central Laboratory or independent lab) will complete all Dispute Resolution testing and return test results to the Engineer, who will provide them to the Contractor, within 13 calendar days upon receiving the Dispute Resolution samples.

In all cases, when penalties are assessed, the penalty applies to each parameter, up to two parameters, that is out of specification.

Table 3: Penalty Per Parameter

Mixture Parameter out-of-Specification per Acceptance Tests	Mixture Parameter out-of-Specification per Dispute Resolution Test Lab	Price Adjustment per Parameter
NO	N/A	None
YES	NO	None
	YES	Outside Range 1 but not Range 2: decrease by 10%
		Outside Range 2: decrease by 25%

The quantity of material receiving a price adjustment is defined as the material produced from the time the first out-of-specification sample was taken until the time the sample leading to the first in-specification test was taken.

Each parameter of Table 1 is evaluated with the total price adjustment applied to the contract base price based on a sum of the two parameter penalties resulting in the highest total price adjustment as per Table 4. For example, if three parameters are out-of-specification, with two parameters outside Range 1 of Table 1 tolerance limits, but within Range 2 of Table 1 limits and one parameter outside of Range 2 of Table 1 tolerance limits and the Engineer approves leaving the mixture in place, the total price adjustment for that quantity of material is 35 percent.

Table 4: Calculating Total Price Adjustment

Cost Adjustment as a Sum of the Two Highest Parameter Penalties		
Number of Parameters Out-of-Specification	Range(s) Outside of Tolerance Limits of Table 1 per Parameter	Total Price Adjustment
One	Range 1	10%
	Range 2	25%
Two	Range 1 & Range 1	20%
	Range 1 & Range 2	35%
	Range 2 & Range 2	50%
Three	Range 1, Range 1 & Range 1	20%
	Range 1, Range 1 & Range 2	35%
	Range 1, Range 2 & Range 2	50%
	Range 2, Range 2 & Range 2	50%

Table 5: Density Frequency Curve Development

Tested by: _____ Date/Time: _____

Route/Location:		Air Temp:
Control Section/Job Number:		Weather:
Mix Type:	Tonnage:	Gauge:
Producer:	Depth:	Gmm:

Roller #1 Type:

Pass No.	Density	Temperature	Comments
1			
2			
3			
4			
5			
6			
7			
8			
Optimum			

Roller #2 Type:

Pass No.	Density	Temperature	Comments
1			
2			
3			
4			
5			
6			
7			
8			
Optimum			

Roller #3 Type:

Pass No.	Density	Temperature	Comments
1			
2			
3			
4			
5			
6			
7			
8			
Optimum			

Summary: _____

MICHIGAN
DEPARTMENT OF TRANSPORTATION

SPECIAL PROVISION
FOR
GUARDRAIL APPROACH TERMINAL TYPES 1B, 1T, 2B AND 2T

GRB:CT

1 of 2

APPR:CAL:DBP:06-01-16
FHWA:APPR:06-07-16

a. Description. This special provision will be used to supplement the information contained in MDOT Standard Plans R-61-Series and R-62-Series, respectively, and section 807 of the Standard Specifications of Construction.

Subject to the conditions specified in this special provision, the FLEAT-SP and SKT-SP guardrail approach terminals, respectively, manufactured by Road Systems, Inc., will be permitted as alternatives to the wood-post versions of the FLEAT and SKT guardrail approach terminals detailed in MDOT Standard Plans R-61-Series and R-62-Series, respectively.

b. Materials. Provide materials in accordance with section 807 of the Standard Specifications of Construction, MDOT Standard Plans R-61-Series, and MDOT Standard Plan R-62-Series, with the following additions:

1. Guardrail Approach Terminals Type 1B and 1T, respectively. The FLEAT-SP terminal, manufactured by Road Systems, Inc. may be provided as an alternative to the FLEAT terminal detailed in MDOT Standard Plan R-61-Series.
2. Guardrail Approach Terminals Type 2B and 2T, respectively. The SKT-SP terminal, manufactured by Road Systems, Inc. may be provided as an alternative to the SKT terminal detailed in MDOT Standard Plan R-62-Series.

Shop drawings for the FLEAT-SP and SKT-SP terminals, respectively, must be prepared by the guardrail terminal manufacturer, Road Systems, Inc., with details showing the terminal attached to MDOT Type B guardrail and Type T guardrail, respectively.

Obtain the Federal Highway Administration (FHWA) federal aid eligibility letter for the FLEAT-SP and SKT-SP terminal, respectively.

c. Construction. Provide shop drawings and FHWA eligibility letters for the FLEAT-SP and/or SKT-SP terminal, respectively, to the Engineer at least 14 days prior to terminal installation. The Engineer must review and approve the shop drawings and FHWA eligibility letter(s) prior to terminal installation.

Construct FLEAT-SP and SKT-SP guardrail terminals, respectively, in accordance with section 807 of the Standard Specifications for Construction, MDOT Standard Plan R-61-Series, MDOT Standard Plan R-62-Series, and as detailed on the shop drawings approved by the Engineer.

d. Measurement and Payment. The completed work for furnishing and installing a FLEAT-SP and/or SKT-SP terminal will be measured and paid for using the corresponding pay items for the FLEAT and SKT terminals, respectively, identified in MDOT Standard Plans R-61-Series and

GRB:CT

2 of 2

12SP-807J-01

06-01-16

R-62-Series, respectively. Additional payment will not be provided for preparing and submitting shop drawings and other documentation required for installing the FLEAT-SP and/or SKT-SP terminal.

MICHIGAN
DEPARTMENT OF TRANSPORTATION

SPECIAL PROVISION
FOR
TRAFFIC CONTROL QUALITY AND COMPLIANCE

OPR:JJG

1 of 2

APPR:CER:DBP:01-20-11
FHWA:APPR:06-20-11

Delete the subsection 812.03.C, Deficient Traffic Control Operations on page 601 of the Standard Specifications for Construction in its entirety, and replace with the following.

C. Deficient Traffic Control Operations.

1. Traffic Control Quality and Compliance. The following applies to all aspects of the traffic control plan and traffic control devices except the Type D lights on plastic drums which are covered elsewhere in the contract.

a. Traffic Control not Anticipated in Design. If at any time during the project, including the time during the seasonal suspension, the Engineer documents that the traffic control requires improvements beyond the scope of the Traffic Control Plan, the Engineer will provide written instructions to the Contractor and traffic control supplier what improvements are required. The Contractor must develop and submit to the Engineer for approval, a written implementation schedule for improvements. If the schedule is not approved, or if the schedule is approved but is not followed, the Department will adjust the contract according to subsection 812.03.C.1.c.iii. If the implementation schedule is not followed, the Engineer will notify the Contractor and traffic control supplier in writing that they are in violation of this subsection. The work of making traffic control improvements directed by the Engineer that are beyond the scope of the Traffic Control Plan will be paid for as extra work.

b. As Designed Traffic Control. If at any time during the project, including the time during the seasonal suspension, the Engineer documents that the traffic control is deficient, inadequate or improperly placed, the Engineer will provide written notification with instructions for corrective action to the Contractor and traffic control supplier. Upon receipt of the notification of corrective action, the Contractor has 4 hours to correct the traffic control. If the traffic control cannot be corrected within the 4 hour time period, the Contractor will develop a written implementation schedule for the corrective action and submit the schedule to the Engineer for approval within 1 hour of receiving the written notification. If the schedule is not approved, or if the schedule is approved but is not followed, the Department will adjust the contract according to subsection 812.03.C.1.c.iii. If the implementation schedule is not followed, the Engineer will notify the Contractor and traffic control supplier in writing that they are in violation of this subsection.

c. Corrective Action. The Engineer will give written notification to the Contractor as identified above. Failure to make corrections within the timeframe required may result in the following actions by the Engineer:

- i. Stop work on the project until the Contractor completes corrective action,
- ii. Order corrective action by others in accordance with subsection 107.07, subsection 108.02, subsection 812.03.B, and in the interest of public safety.
- iii. A contract price adjustment will be made in the amount of \$100 per hour for every hour or portion thereof the improvements or corrective action remains incomplete as described herein. If improvements or corrections have not been made to the satisfaction of the Department, the contract will be adjusted until the traffic control is acceptable.

MICHIGAN
DEPARTMENT OF TRANSPORTATION

SPECIAL PROVISION
FOR
PAYMENT FOR MINOR TRAFFIC DEVICES AND TRAFFIC REGULATOR CONTROL

OPR:JJG

1 of 1

APPR:BJO:DBP:07-19-11
FHWA:APPR:07-19-11

Delete Table 812-1 in subsection 812.04.E, on page 625 of the Standard Specifications for Construction, in its entirety and replace with the following.

Table 812-1 Partial Payment Schedule for Minor Traf Devices and Traffic Regulator Control

Percent of Original Contract Amount Earned	Total Percent of Unit Price Paid
First Use	15
25	30
50	55
75	80
90	100

MICHIGAN
DEPARTMENT OF TRANSPORTATION

SPECIAL PROVISION
FOR
SUPPORTS FOR TEMPORARY SIGNS

OPR:CRB

1 of 1

APPR:MWB:DBP:06-26-12
FHWA:APPR:08-18-12

Delete the last paragraph of subsection 812.03.D.3, on page 604 of the Standard Specifications for Construction in its entirety, and replace with the following.

Mount construction signs on portable sign support standards only if signs are to remain in place for 14 days or less, or as allowed by the Engineer if fixed supports are not possible.

MICHIGAN
DEPARTMENT OF TRANSPORTATION

SPECIAL PROVISION
FOR
MEASUREMENT AND PAYMENT OF TEMPORARY TRAFFIC CONTROL DEVICES

OFS:CRB

1 of 1

APPR:MWB:JJG:02-27-14

FHWA:APPR:03-04-14

Delete subsection 812.04.A.4, on page 624 of the Standard Specifications for Construction in its entirety.

Delete the second paragraph of subsection 812.04.C, on page 624 of the Standard Specifications for Construction in its entirety, and replace with the following:

The Engineer will measure **Sign, Type __, Temp, Prismatic, Furn** as the total cumulative area of the maximum number of each sign legend that is in use during the course of the project unless previously paid. The unit price for **Sign, Type __, Temp, Prismatic, Furn** includes the cost of portable or driven sign supports.

Delete the second paragraph of subsection 812.04.D, on page 624 of the Standard Specifications for Construction in its entirety, and replace with the following:

The Engineer will measure **Sign, Type __, Temp, Prismatic, Oper** as the total cumulative area of the maximum number of each sign legend that is in use during the course of the project unless previously paid.

MICHIGAN
DEPARTMENT OF TRANSPORTATION

SPECIAL PROVISION
FOR
TEMPORARY PAVEMENT MARKING REVISIONS

OFS:CGB

1 of 4

APPR:MWB:MKB:02-12-16
FHWA:APPR:02-23-16

Delete subsection 812.03.D.11.a, on page 610 of the Standard Specifications for Construction, in its entirety and replace with the following:

- a. **Temporary Pavement Marking – Wet Reflective Type R.** Use temporary wet reflective pavement marking Type R (removable tape) when temporary pavement markings must be placed on finished pavements and are not in the exact location as future permanent markings or at the discretion of the Engineer when temporary markings must be removed during the life of a project.

Ensure prior to installation the pavement surface is air blown or brushed to remove surface dust and dirt. Remove curing compound from new concrete surfaces before applying Type R Tape.

Place wet reflective Type R tape when it is used as a 4-foot dash or full length skip line as defined in the contract to temporarily mark finished pavement prior to the placement of permanent markings according to the Manufacturer's specifications for existing temperature and pavement condition. Offset it 1 foot from the permanent marking so that the permanent markings can be placed prior to the removal of the 4-foot dashes or full length skip line. Do not use 4-foot dashes or full length skip lines to temporarily mark a solid edge line. Ensure damaged or missing tape of more than 2 consecutive skip lines, is replaced at no cost to the Department within 24 hours after notification by the Engineer. Failure to replace the tape within the 24 hour time period will result in a contract price adjustment as described in the Special Provision for Traffic Control Quality and Compliance.

- i. Between April 15 and November 1, place wet reflective Type R tape not used as a skip line according to the Manufacturer's specifications for existing temperature and pavement condition. Replace wet reflective Type R tape of more than 50 cumulative feet that fails, at no cost to the Department within 24 hours after notification by the Engineer. Failure to replace the tape within the 24 hour time period will result in a contract price adjustment as described in the Special Provision for Traffic Control Quality and Compliance.
- ii. From November 2 to December 1 and March 15 to April 14, place wet reflective Type R tape for all temporary shifts and tapers when pavement surfaces are dry and air temperatures are 40 degrees Fahrenheit and rising. All wet reflective Type R tape placed during these times must be placed during approved daytime hours negotiated between the Engineer and the Contractor or daytime hours required in the contract. Do not place wet reflective Type R tape within 24 hours of predicted precipitation, or 24 hours after any precipitation. The Contractor will be paid to

repair locations that fail during these times unless the Engineer determines the failure is due to improper surface preparation, or failure to follow these requirements. Repairs, if required, will be paid for at a negotiated price between the Engineer and the Contractor for the associated work.

- iii. Use temporary wet reflective pavement marking Type NR paint, for all tapers and shifts when ambient air temperature is less than 40 degrees Fahrenheit. To remove the wet reflective Type NR paint, use the least abrasive technique as directed by the Engineer to minimize scarring. If the approved pavement marking removal pay item is not part of the contract, the cost of the removal of Type NR pavement markings will be negotiated between the Engineer and the Contractor.
- iv. Wet reflective Type R tape is not to be placed between December 2 and March 14.

Delete subsection 812.03.D.11.b, on page 610 of the Standard Specifications for Construction, in its entirety and replace with the following:

b. Temporary Pavement Marking.

- i. **Wet Reflective Type NR Paint.** Use temporary pavement marking Wet Reflective Type NR paint when temporary pavement markings must be placed on pavement to be removed or replaced during construction. They also must be used when temporary markings line up exactly with the placement of permanent markings and may be grooved out prior to recessing permanent markings. The temporary pavement marking material must be compatible with the material specified for the permanent markings if permanent markings are to be placed on top of temporary markings.

Place Wet Reflective Type NR paint in accordance with section 811. Place the material at a thickness of 18 mils while driving at a maximum rate of 8 miles per hour. Drop WR optics from the forward most bead applicator gun at a rate of 4 pounds per gallon. Drop glass beads at a rate of 6 pounds per gallon from the rear bead applicator gun.

Place Wet Reflective Type NR paint, used as a 4-foot dash or full length skip line as defined in the contract, to temporarily mark finished pavement prior to the placement of permanent markings, in the exact location as the permanent marking such that its removal is not necessary. Only use Wet Reflective Type NR markings compatible with the permanent pavement marking material specified on the project as a 4-foot dash or full length skip line. Do not use 4-foot dashes or full length skip lines to temporarily mark a solid edgeline.

- ii. **Type NR Tape.** Use temporary pavement marking Type NR Tape as a 4 foot dash or full length skip line as defined in the contract to temporarily mark a white skip line or yellow centerline on base or leveling course of pavement. Type NR tape must not be used to temporarily mark a solid edgeline. Type NR tape is not to be used on the wearing course of asphalt or on existing pavement.

Place Type NR tape in accordance with section 811.

Delete the following pay items from the list of pay items in subsection 812.04, on page 623 of the Standard Specifications for Construction:

Pavt Mrkg, Type R, 4 inch, (color), TempFoot
 Pavt Mrkg, Type NR, Paint, 4 inch, (color), TempFoot

Add the following pay items to the list of pay items in subsection 812.04, on page 623 of the Standard Specifications for Construction:

Pavt Mrkg, Wet Reflective, Type R, Tape, 4 inch, (color), TempFoot
 Pavt Mrkg, Wet Reflective, Type NR, Paint, 4 inch, (color), TempFoot

Delete subsection 812.04.N.2, on page 629 of the Standard Specifications for Construction, in its entirety and replace with the following:

2. **Non-Removable (Type NR) Pavement Markings.** The unit price for the relevant **Pavt Mrkg, Wet Reflective, Type NR, Paint, Temp** and **Pavt Mrkg, Type NR, Tape, Temp** pay items include the cost of providing and placing temporary pavement markings.

Delete subsection 812.04.N.3, on page 629 of the Standard Specifications for Construction, in its entirety and replace with the following:

3. **Removable (Type R) Pavement Markings.** The unit prices for **Pavt Mrkg, Wet Reflective, Type R, Tape, 4 inch, (color), Temp** and **Pavt Mrkg Cover, Type R, (color)** include the cost of providing, placing, maintaining, removing and disposing of temporary pavement marking. Payment will be per foot measured along the length of the placed pavement marking except for 8 inch gore markings and double solid lines which will be two times their measured length.

Delete subsection 922.06.A.1 on page 937 of the Standard Specifications for Construction in its entirety and replace with the following:

1. **Pavement Marking, Wet Reflective, Type R.** Provide wet reflective Type R temporary pavement marking as preformed tape. Select wet reflective Type R markings from the Qualified Products List (922.06A). Apply and remove preformed tape in accordance with the manufacturer's instructions. The tape must remain flexible and conform to the texture of the pavement surface during use.

Delete subsection 922.06.A.2, on page 937 of the Standard Specifications for Construction, in its entirety and replace with the following:

2. **Pavement Marking, Wet Reflective, Type NR Paint.** Provide Wet Reflective Type NR temporary pavement markings as paint reflectorized with glass beads and wet

reflective optics, as required.

- a. **Wet Night Retro Reflective Optics.** Select WR optics from one of the following Manufacturers or a Department approved alternative that meets or exceeds the requirements in Table 922-2:

3M Corporation
Potter's Industries
Swarco

Table 922-2		
Temporary Wet Reflective Type NR Pavement Markings		
Average Initial Retro reflectivity at 30 meter geometry in mcd/lux/sq m with flow of placement		
Test Method	Color	
	White	Yellow
Dry (<i>ASTM E 1710</i>)	700	500
Wet Recovery (<i>ASTM E 2177</i>)	250	200

Ship the material to the job site or Contractor's yard in sturdy containers marked in accordance with subsection 920.01.A.

Select glass beads for corresponding materials in accordance to subsection 920.02.

Submit to the Engineer prior to the start of work a general certification from the Manufacturer that when applied according to the construction methods herein, the glass beads and optics will meet the minimum requirements shown in Table 922-2.

- b. **Binder Material for Temporary Wet Reflective Type NR Pavement Markings.** Select the liquid applied pavement marking from one of the following materials from the Qualified Products List to use as a binder for the WR optics or use an alternative as approved by the Engineer:

811.03D1 Waterborne, Liquid Pavement Marking Material
811.03D2 Low Temperature Waterborne, Liquid Pavement Marking Material
811.03D3 Regular Dry Paint, Liquid Pavement Marking Material

3. **Pavement Marking, Type NR Tape.** Provide Type NR temporary pavement markings as preformed tape reflectorized with glass beads, as required. The tape must remain flexible and conform to the texture of the pavement surface during use. Select Type NR tape from the Qualified Products List (922.06A).

MICHIGAN
DEPARTMENT OF TRANSPORTATION

SPECIAL PROVISION
FOR
PAYMENT OF TEMPORARY TRAFFIC CONTROL DEVICES

OFS:CRB

1 of 1

APPR:CGB:MB:08-26-16
FHWA:APPR:09-13-16

Delete subsection 812.04.A Damage Compensation, on page 623 of the Standard Specifications for Construction, in its entirety and replace with the following:

A. Damage Compensation. Notify the Engineer of damaged temporary traffic control devices. Before replacement and disposal, allow the Engineer to verify the condition of damaged temporary traffic control devices eligible for payment. Damage will be assumed to have occurred from vehicular traffic unless otherwise documented. The Department will pay as follows, for replacing temporary traffic control devices or equipment that are placed appropriately and damaged by vehicular traffic, other than the Contractor's vehicles and equipment.. Devices will be assumed to be placed appropriately unless otherwise documented. Replacement will be made up to project completion (excluding water and cultivating), as follows:

1. The **Furnished** unit price for temporary traffic control devices paid for as furnished pay items, excluding Plastic Drums and 42 inch channelizing devices;
2. The unit price for devices not paid for as **Furnished**;
 - a. Plastic Drums and 42 inch Channelizing Devices will be paid for at a set rate of \$35 per Plastic Drum and \$18 per damaged 42 inch Channelizer.
 - i. Prior to payment the Plastic Drum or 42 inch Channeling Device must be classified as unacceptable, per the ATSSA Quality Guidelines for Temporary Traffic Control Devices and Features (ATSSA QG), and spray-painted with an X.
 - ii. All Plastic Drums and 42 inch Channelizing Devices that are classified as marginal, per the ATSSA QG, during the project, will have blue survey ribbon tied to the handle. MDOT will be responsible for marking marginal devices. Removal and replacement will take place as defined under the Quality Classifications and Requirements Section of the ATSSA QG and will be at no additional cost to the Department.
 - If at any time, any Contactor, is witnessed tampering with the marginal marking method, the Engineer may require all marginal devices on the project to be upgraded to acceptable outside the timeframes detailed in the ATSSA QG.
3. The manufacturer's invoice cost for devices required by the Engineer and not included in the unit price for other relevant pay items;
4. The manufacturer's invoiced cost for damaged equipment included in a lump sum pay item for maintaining traffic.

MICHIGAN
DEPARTMENT OF TRANSPORTATION

SPECIAL PROVISION
FOR
INDUSTRIAL BY-PRODUCTS AND BENEFICIAL RE-USE

ENV:HLZ

1 of 1

APPR:JJG:JFS:09-11-14

APPR: FHWA: 09-11-14

a. Description. For this project, regardless of the application, the use of industrial by-products, covered in 2014 PA 178, is prohibited unless the use and application of a particular material is covered elsewhere in the contract.

MICHIGAN
DEPARTMENT OF TRANSPORTATION

SPECIAL PROVISION
FOR
GRANULAR MATERIALS

CFS:SAB

1 of 1

APPR:WRE:DBP:10-13-06
FHWA:APPR:06-01-11

a. Materials. Bottom ash may be used for granular material for the pay items Subbase, LM; Subbase, CIP; Embankment, LM and Embankment, CIP. Bottom ash may not be used for any other pay items, unless approved by the Engineer.

The only approved source for furnishing bottom ash as granular material for Subbase, LM; Subbase, CIP; Embankment, LM and Embankment, CIP is the DTE power plant at Monroe.

Provide written documentation to the Engineer that the bottom ash came from DTE's Monroe plant before using the material on the project. All specification requirements for granular materials will remain the same.

MICHIGAN
DEPARTMENT OF TRANSPORTATION

SPECIAL PROVISION
FOR
CRUSHED CONCRETE NEAR WATER

CFS:JFS

1 of 1

APPR:KAS:DBP:02-24-12
FHWA:APPR:02-24-12

Add the following paragraph after the first paragraph of Subsection 902.05 on page 743 of the Standard Specifications for Construction:

The use of crushed concrete is prohibited on the project within 100 feet of any water course (stream, river, county drain, etc.) and lake, regardless of the application or location of the water course or lake relative to the project limits.

Add the following paragraph after the first paragraph of Subsection 902.06 on page 743 of the Standard Specifications for Construction:

The use of crushed concrete is prohibited on the project within 100 feet of any water course (stream, river, county drain, etc.) and lake, regardless of the application or location of the water course or lake relative to the project limits.

Add the following paragraph after the fourth paragraph of Subsection 902.07 on page 744 of the Standard Specifications for Construction:

The use of crushed concrete is prohibited on the project within 100 feet of any water course (stream, river, county drain, etc.) and lake, regardless of the application or location of the water course or lake relative to the project limits.

MICHIGAN
DEPARTMENT OF TRANSPORTATION

SPECIAL PROVISION
FOR
ALTERNATIVE GRANULAR MATERIALS FOR FILL AND SUBBASE

CFS:SAB

1 of 1

APPR:JFS:DMG:04-03-12
FHWA:APPR:04-09-12

Delete subsection 902.07.A, on page 744, of the Standard Specifications for Construction, in its entirety and replace with the following:

A. Class I, Class IIAA, or Dense-Graded Aggregate 21A, 21AA and 22A material for Class II material;

Delete subsection 902.07.B, on page 744, of the Standard Specifications for Construction, in its entirety and replace with the following:

B. Class I, Class II, Class IIA, Class IIAA, Class IIIA or Dense-Graded Aggregate 21A, 21AA and 22A material for Class III material;

Delete subsection 902.07.C, on page 744, of the Standard Specifications for Construction, in its entirety and replace with the following:

C. Class I material for Class IIAA material; and

Add the following subsection to Section 902.07, on page 744, of the Standard Specifications for Construction.

D. Dense-Graded Aggregate 21A, 21AA and 22A material for Class IIA.

MICHIGAN
DEPARTMENT OF TRANSPORTATION

SPECIAL PROVISION
FOR
PHYSICAL REQUIREMENTS FOR GEOTEXTILES

CFS:RBE

1 of 1

APPR:DMG:RWS:08-06-15

FHWA:APPR:08-11-15

Delete Table 910-1 on page 813 of the Standard Specifications for Construction in its entirety and replace with the following:

Table 910-1: Physical Requirements for Geotextiles

Geotextile Category	Property				
	Grab Tensile Strength (minimum) (pounds)	Trapezoid Tear Strength (minimum) (pounds)	CBR Puncture Strength (minimum) (pounds)	Permittivity per second (minimum)	Apparent Opening Size (maximum) (millimeters)
	Test Method				
	<i>ASTM D 4632</i>	<i>ASTM D 4533</i>	<i>ASTM D 6241</i>	<i>ASTM D 4491</i>	<i>ASTM D 4751</i>
Geotextile Blanket (a)	90	45	230	0.5	0.21
Geotextile Liner	200	75	440	0.5	0.21
Heavy Geotextile Liner	270	100	620	0.5	0.21
Woven Geotextile Separator (<50% elongation)	270	100	620	0.05	0.425
Non-Woven Geotextile Separator (>50% elongation)	200	75	440	0.05	0.425
Stabilization Geotextile	270	100	620	0.05	0.50
Silt Fence	100 (b)	45	---	0.1	0.60
Drainage Geocomposites	90	45	230	0.5	0.21
<p>a. For pipe wrap where backfill around the pipe meets granular material Class IIAA requirements; geotextiles, including knitted polyester sock, which meet the following minimum requirements in the applied condition are permitted: Mass/Unit Area: 3.0 oz/yd²; Mullen burst strength: 100 psi; maximum apparent opening size must be 0.30 mm for pavement and foundation underdrains, and 0.60 mm in other areas. The fluid displacement rate for the Mullen burst test equipment must be 170 mL/min ±5 mL/min. Subtract tare strength from the ultimate burst strength as specified in <i>ASTM D 3786</i>.</p> <p>b. Elongation at the specified grab tensile strength no greater than 40% for silt fence.</p>					

MICHIGAN
DEPARTMENT OF TRANSPORTATION

SPECIAL PROVISION
FOR
MICRONIZED COPPER WATER BASED WOOD PRESERVATIVE SYSTEMS

OFS:SCK

1 of 1

APPR:KAS:DBP:03-27-12
FHWA:APPR:05-08-12

a. Description. Micronized copper water based wood preservative systems are an alternate to the preservative systems identified in section 912 of the Standard Specifications for Construction, except on wood posts used for signing. Micronized copper water based wood preservative systems are proprietary systems used to treat timber and lumber for resistance to insect attack, decay, and rot. Proprietary micronized copper based wood preservative systems are evaluated by the *International Code Council Evaluation Service, Inc (ICC-ES)*. This special provision covers the requirements for micronized copper azole (MCA) and micronized copper quaternary (MCQ).

b. Materials. *ICC-ES* requirements and specified commercial standards are incorporated herein by reference. Treated wood product reports issued by the *ICC-ES* as Evaluation Service Reports (ESRs) must be current as posted on the *ICC-ES* website www.icc-es.org and in compliance with AC326. The preservative(s) must not contain arsenic. The treated wood product's report must allow for the wood species and end use that is required by the project specifications. The Contractor must provide test data certification for each lot, that the treated timber and lumber meets the retention requirements of the current ESR for the appropriate *AWPA* Use Category.

Condition and treat timber and lumber for above ground use to the minimum preservative retention in the *ICC-ES* evaluation report corresponding to *AWPA* Use Category 4A (UC4A). Condition and treat timber and lumber for ground contact to the minimum preservative retention in the *ICC-ES* evaluation report corresponding to *AWPA* Use Category 4B (UC4B).

Condition and treat all round posts, except northern white cedar, to the minimum preservative retention in the *ICC-ES* evaluation report corresponding to *AWPA* Use Category 4B (UC4B).

Incorporation of timber and lumber treated to the preservative retention in *AWPA* Use Category 3B (UC3B) or less is not permitted. Timber and lumber placed in violation of this special provision is cause for removal and replacement at the contractor's expense. No pay adjustments will be allowed for incorporation of timber and lumber treated to UC3B preservative retention. Removal is required.

c. Construction. Use stainless steel fasteners or hot dipped galvanized fasteners in accordance with *ASTM A 653*, batch or post-dipped process, with a minimum coating thickness of 1.85 oz of Zinc per square foot of surface area (G185). Do not mix fastener types. Do not use aluminum fasteners. Aluminum must not be in direct contact with treated wood. Non metallic spacers are to be used where contact with aluminum could occur.

d. Measurement and Payment. Payment is included in other items of work.

MICHIGAN
DEPARTMENT OF TRANSPORTATION

SPECIAL PROVISION
FOR
ELECTRICAL AND LIGHTING CONDUIT

UTL:SJU

1 of 1

APPR:MWB:LWB:01-13-15
FHWA:APPR:01-27-15

Delete the first sentence in subsection 918.01, on page 857 of the Standard Specifications for Construction, and replace with the following:

Provide conduits listed and appropriately labeled by a Nationally Recognized Testing Laboratory (NRTL), as recognized by the Occupational Safety and Health Administration (OSHA), with ultraviolet protection and manufactured for use at temperatures of at least 194 degrees F unless otherwise required.

Delete the second sentence in subsection 918.01.A, on page 857 of the Standard Specifications for Construction, and replace with the following:

Provide galvanized steel conduit manufactured in accordance with UL 6.

MICHIGAN
DEPARTMENT OF TRANSPORTATION

SPECIAL PROVISION
FOR
PERMANENT PAVEMENT MARKING MATERIALS

PMK:MKB

1 of 1

APPR:MWB:CRB:07-07-16

FHWA:APPR:07-13-16

Delete the first paragraph of subsection 920.01, on page 890 of the 2012 Standard Specifications for Construction in its entirety and replace it with the following:

Select pavement marking materials from the Qualified Products List unless specified otherwise by special provision in the contract. For black liquid shadow markings and blue markings used in parking areas, either choose a product of the specified binder material and color from the Qualified Products List or select a white product of the specified binder material from the Qualified Products List and tint the product to the appropriate color.

Use liquid applied pavement marking materials manufactured in the previous 12 months or within the shelf-life directed by the manufacturer, whichever is less. Use solid applied materials within the shelf-life directed by the manufacturer. Provide certification that liquid and solid applied pavement marking materials have been stored per the manufacturer's requirements. Materials not in compliance will be rejected and removed at the Contractor's expense.

Delete the second paragraph from subsection 920.02.A, on page 891 of the Standard Specifications for Construction in its entirety and replace it with the following:

Glass beads must meet the general requirements of subsection 920.02.B, and the applicable requirements for specific applications of subsection 920.02.C. All glass beads meeting subsections 920.02.B and 920.02.C to be used on Federal-aid projects must contain no more than 200 parts per million of arsenic or lead, as determined in accordance with *Environmental Protection Agency* testing methods 3052, 6010B, or 6010C.

Add the following after the last paragraph of subsection 920.02.C, on page 892 of the 2012 Standard Specifications for Construction:

6. **Modified Urethane.** The type, gradation, and application rates for glass beads used with modified urethane marking material must meet the modified urethane manufacturer's recommendation.

Use a double drop system of large and standard glass beads, a double drop system of ceramic elements and standard glass beads, or an Engineer-approved alternate for recessed longitudinal markings. Ensure large glass beads meet federal specification TTB-1325 for a Type 4 glass bead.

MICHIGAN
DEPARTMENT OF TRANSPORTATION

NOTICE TO BIDDERS
FOR
MULTIPLE DAVIS-BACON WAGE DECISIONS

CSD:JDM

1 of 1

APPR:MAS:11-21-14

This proposal may contain multiple Davis-Bacon Wage Decisions. In order to clarify the work covered by each decision, the following explanations are offered:

General Decision MI__0001 covers all airport construction, bridge construction, highway construction, and sewer and watermain work that are incidental to highway projects. The construction type indicated on this decision is "HIGHWAY (HIGHWAY, AIRPORT & BRIDGE xxxxx and SEWER/INCID. TO HWY.)". This wage decision is the most commonly used wage decision in MDOT's federally funded projects.

In accordance with the U.S. Department of Labor's All Agency Memorandums No. 130 and No. 131, multiple wage decisions will be included in those projects in which a second category of work is substantial in relation to project cost – more than approximately 20% or \$1,000,000. Sewer and watermain work is considered to fall under the Heavy Construction work classification by the DOL, therefore when that work type is more than 20% of the engineer's estimate or \$1,000,000, the wage decision with the construction type "HEAVY CONSTRUCTION PROJECTS" will also be included in the proposal and is to be used for the sewer and watermain work in the proposal. All other work performed on the project will be covered by the "HIGHWAY (HIGHWAY, AIRPORT & BRIDGE xxxxx and SEWER/INCID. TO HWY.)" wage decision.

Also, when the landscape work is more than 20% of the project cost or \$1,000,000, the "HEAVY CONSTRUCTION PROJECTS" wage decision will be included in the proposal to cover all landscape work. All other work performed on the project will be covered by the "HIGHWAY (HIGHWAY, AIRPORT & BRIDGE xxxxx and SEWER/INCID. TO HWY.)" wage decision. If the project is a total landscape project, only the "HEAVY CONSTRUCTION PROJECTS" wage decision will be in the proposal.

Rest area building projects will include the construction type "BUILDING" wage decision when the building portion of the work is more than 20% of the project cost or \$1,000,000. The other work performed on the project will be covered by the "HIGHWAY (HIGHWAY, AIRPORT & BRIDGE xxxxx and SEWER/INCID. TO HWY.)" wage decision and/or the "HEAVY CONSTRUCTION PROJECTS" wage decision (landscape and/or sewer and watermain work) if either or both are greater than 20% or \$1,000,000.

Although there is only one wage decision for "HIGHWAY (HIGHWAY, AIRPORT & BRIDGE xxxxx and SEWER/INCID. TO HWY.)", work (MI__0001), the "HEAVY CONSTRUCTION PROJECTS" and "BUILDING" wage decisions vary from county to county.

NOTICE TO BIDDERS

BID RIGGING

To report bid rigging activities call:

1-800-424-9071

The U.S. Department of Transportation (DOT) operates the above toll-free "hotline" Monday through Friday, 8:00 a.m. to 5:00 p.m., Eastern Time. Anyone with knowledge of possible bid rigging, bidder collusion, or other fraudulent activities should use the "hotline" to report such activities.

The "hotline" is part of the DOT's continuing effort to identify and investigate highway construction contract fraud and abuse and is operated under the direction of the DOT Inspector General. All information will be treated confidentially and caller anonymity will be respected.

NOTICE TO CONTRACTORS/CONSULTANTS

Fraud and Abuse Hotline

The Michigan Department of Transportation (MDOT) has established a Fraud and Abuse Hotline for employees, contractors, consultants, and others to report suspected fraud or abuse, such as: prevailing wage non-compliance, theft, kickbacks, wrongful claims, contract fraud, use of materials that do not comply with specifications, unapproved substitution of materials, commodities, or test samples, or failure to follow contract procedures.

Anyone with knowledge of any activity involving the potential for fraud or abuse is requested to call the Hotline at (toll free) **1-866-460-6368** or **517-241-2256**.

Notice To Bidders

Use of Crushed Concrete for Dense- and Open-Graded Aggregates and Granular Material

Pursuant to the Special Provision for Crushed Concrete Near Water, included elsewhere in the contract documents, the use of crushed concrete for dense-graded aggregate, open-graded aggregate and granular material is prohibited within 100 feet of a water course or lake.

The estimated amount of material and the location (in stations), by pay item, affected by this prohibition is:

Aggregate Base 3020001:

Sta 20+20 - 22+20 = 64 Tons

Sta 59+95 - 61+81 = 59 Tons

UTILITY COORDINATION

MCRC:

1 of 2

MAY 2017

The contractor shall cooperate and coordinate construction activities with the owners of utilities as stated in Section 104.08 of the 2012 Michigan Department of Transportation Standard Specifications for Construction. In addition, for the protection of underground utilities, the contractor shall follow the requirements in Section 107.12 of the 2012 Michigan Department of Transportation Standard Specifications for Construction. Contractor delay claims, resulting from a utility, will be determined based upon Section 109.05 of the 2012 Michigan Department of Transportation Standard Specifications for Construction.

Midland County Drain Commission

Doug Enos
220 W. Ellsworth Street
Midland, MI 48640
989-832-6772 (W)
989-832-681 (F)
denos@co.midland.mi.us

Frontier Communications

Mark Marshall
345 Pine Street
Alma, MI 48801
989-463-0392 (W)
Mark.Marshall@ftr.com

Charter Communications

Gordon Brooks
1480 South Valley Center Drive
Bay City, MI 48706
989-737-5356 (W)
gordon.brooks@charter.com

AT&T

Rob Augustine
309 S. Washington
Saginaw, MI 48607
989-771-5404
ra3174@att.com

Consumers Energy (Gas)

Kyle Skrabut
2400 Weiss St
Saginaw, MI 48602
989-791-5885 (W)
989-791-5719 (F)
989-751-1284 (M)
kyle.skrabut@cmsenergy.com

Consumers Energy (Electric)

Greg Squanda
2400 Weiss St
Saginaw, MI 48602
989-791-5353 (W)
989-791-5349 (F)
989-751-2467 (M)
gcsquanda@cmsenergy.com

CenturyLink

Tom Beechum
100 Second Street
PO Box 389, Pinconning, MI 48650-0389
989-879-8798 (W)
tom.beechum@centurylink.com

City of Midland Water Distribution

Andrew Parrott
333 West Ellsworth Street
Midland, MI 48640
989-837-6958 (W)
aparrott@midland-mi.org

City of Midland Wastewater

Steve Smith

2125 Austin Street

Midland, MI 48642

989-837-3500 (W)

ssmith@midland-mi.org

For the protection of underground utilities, and in conformance with Public Act 174 of 2013, the Contractor shall contact MISS DIG System, Inc. by phone at 811 or 800-482-7171 or via the web at either elocate.missdig.org for single address of rte.missdig.org, a minimum of 3 business days prior to excavating, excluding weekends and holidays. Members will thus be routinely notified. This does not relieve the Contractor of the responsibility of notifying utility owners who may not be part of the "Miss Dig" alert system.

The owners of existing service facilities that are within grading or structure limits will move them to locations designated by the Engineer, or will remove them entirely from the roadway right-of-way.

Owners of utilities will not be required to move additional poles or structures in order to facilitate construction operations, unless it is determined by the Engineer that such poles or structures constitute a hazard to the public, or are extremely dangerous to the Contractor's operations.

The existing utilities shown on the plans represent the best information available as obtained from survey and existing records. This information does not relieve the Contractor of the responsibility of protecting all existing utilities, in case utilities have been constructed or removed since the survey date or if utilities are encountered in different locations.

The contractor shall be responsible for the protection of all existing utilities during construction of this project. Any utilities damaged by the Contractor shall be repaired in accordance with the related utility specifications at the Contractor's expense.

MICHIGAN
DEPARTMENT OF TRANSPORTATION

SUPPLEMENTAL SPECIFICATION
FOR
ERRATA TO THE 2012 STANDARD SPECIFICATIONS

1 of 30

03-07-17

Page	Subsection	Errata
3	101.02	Modify the abbreviation reading "AIS" to read "AISI".
4	101.02	Delete the following abbreviations and the long forms MDELEG MDNRE Add the following abbreviations and the long forms MDNR Michigan Department of Natural Resources MDEQ Michigan Department of Environmental Quality MDLARA Michigan Department of Licensing and Regulatory Affairs NESC National Electrical Safety Code
27	103.02.B.2	Change the last sentence of the first paragraph to read "For decreases below 75 percent, the maximum allowable payment for work performed, including any adjustment, will not exceed an amount equal to 75 percent of the original contract quantity times the contract unit price."
34	104.05	The first sentence of this subsection should read "If the Contractor performs unauthorized work (work performed without the inspections required by the contract, extra work performed without Department approval, work performed contrary to the inspectors direction, or work performed while under suspension by the inspector), the Engineer may reject the unauthorized work."
46	104.12	Add the following to the end of the first paragraph "The use of right-of-way in wetlands and floodplains, or the crossing of water courses by construction equipment is prohibited."
53	105.09	Add the following to the end of the second paragraph "Any specifically produced material not purchased by the Department, will remain the Contractors and must be removed from the project prior to final acceptance."
56	107.02.B.2	This sentence should read "U.S.Army Corps of Engineers' Section 404, Dredge and Fill; and Section 10, Navigable Waterway."
56	107.02.B	Add the subsection reading as follows: "3. U.S. Coast Guard Section 9, Navigable Waterway." Change "MDNRE" to "MDEQ" in this subsection.

An asterisk (*) indicates an entry which has been revised from an earlier version of this Supplemental Specification.

Page	Subsection	Errata		
64	107.12	Change the first sentence of the first paragraph to read: "For protection of underground utilities and in accordance with 2013 PA 174, the Contractor must notify Miss Dig at least 3 work days, excluding Saturdays, Sundays and holidays, before beginning each excavation in areas where public utilities have not been previously located."		
65	107.15.A	Change "MDNRE" to "MDEQ" in four instances in this subsection.		
66	107.15.A.3	Add the following to the end of the paragraph "Note that a burn permit from the MDNR is required for any open burning whenever the ground is not snow covered. Any individuals that allow a fire to escape will be in violation of the Natural Resources and Environmental Protection Act and will be required to reimburse the costs of suppressing the wild fire."		
67*	107.16	The third sentence should read "In State Forests, the Contractor must contact the local Unit Manager, Forest Management Division, MDNR, regarding the work to be performed within or adjacent to the forest land." Delete the last sentence of the first paragraph of this subsection.		
80	108.08.F	Delete the second paragraph in its entirety.		
80	108.08.G	Add the following new subsection: "G. The Contractor may propose and the Engineer may approve another equitable method, supported by an acceptable rationale to determine time extensions for any of the excusable delays listed in subsection 108.08.		
83	108.10.C	Change the last sentence of the first paragraph to read: "The liquidated damages may contain one or more components of damages added together."		
83	108.10.C.1	In Table 108-1 delete the last row of the table and replace it with the following: <table border="1" data-bbox="570 1369 1219 1411"> <tr> <td data-bbox="570 1369 732 1402">≥50,000,000</td> <td data-bbox="1143 1369 1219 1402">4,500</td> </tr> </table>	≥50,000,000	4,500
≥50,000,000	4,500			
102	109.05.E.1	Change the second sentence of the third paragraph to read: "Provide the content specified in subsection 109.05.D.11 for the applicable items in this statement and as follows:"		
107	150.04	Change the following pay item reading "Mobilization, Max ___" to read "Mobilization, Max (dollar)" at nine locations throughout the subsection.		
112	201.03.A.3.b	Change "MDNRE" to "MDNR" in three instances in this subsection.		
150	208.01	Change "MDNRE" to "MDEQ" in this subsection.		
180	308.03.A	Change the first sentence of the second paragraph to read:		

An asterisk (*) indicates an entry which has been revised from an earlier version of this Supplemental Specification.

Page	Subsection	Errata
		"Do not operate equipment required to place backfill directly on geotextile products."
185	401.03.A	Change the first sentence of the second paragraph to read: Where unstable soil conditions, or obstructions other than rock, require excavation of the trench below the elevation detailed on the plans; undercut, backfill, and compact the trench as directed by the Engineer.
188	401.03.H	Change the second sentence of the paragraph to read "Jack steel pipes in place in accordance with subsection 401.03.G".
189	401.03.N	Add the following sentence to the end of the first paragraph "Where possible, maintain the stream flow thru a temporary channel or temporary culvert." The second sentence of the second paragraph should read "Direct water from the dewatering operations through a filter bag before discharging to an existing drainage facility."
190	401.04	Change the fourth pay item from the end of the list to read as follows: "Steel Casing Pipe, __ inch, Tr Det __."
195	402.03.C	Change the third sentence of the first paragraph to read as follows: "Wrap pipe joints, with a diameter greater than 24 inches, using geotextile blanket."
200	402.04	Change the third pay item from the top of the list to read as follows: "Sewer, CI __, __ inch, Jacked in Place"
200	402.04.A	Change the last sentence of the subsection to read as follows: "The unit price for Sewer and Sewer, Reinf Conc, Ellip includes the cost of excavation, backfill, geotextile blanket and mandrel testing."
201*	402.04.H	Change the last sentence of the first paragraph to read "The Department will not make an adjustment in the pay items of Minor Traf Devices or Traf Regulator Control ."
208	403.04.D.3	Change the sentence to read: "Removing and replacing pavement adjacent to the adjusted cover per Standard Plan R-37 Series."
218	406.03.A.2	Change the first sentence of the first paragraph to read: "Design precast box culverts less than 10 feet in span length measured along the centerline of the roadway in accordance with current AASHTO LRFD Bridge Design Specifications and ASTM C 1577." Add the following sentence to the end of the first paragraph: "Design precast box culverts greater than or equal to 10 feet in span length measured along the centerline of the roadway for HL-93 Modified live load."

Page	Subsection	Errata
219	406.03.B	Change the first sentence of the first paragraph to read: “Submit shop drawings for culverts greater than or equal to 10 feet in span length measured along the centerline of the roadway to the Engineer, for review and approval in accordance with subsection 104.02.”
219	406.03.C.1	Change the second sentence of the first paragraph to read: “Before manufacture, perform load ratings on precast three-sided, arch or box culverts greater than or equal to 10 feet in span length measured along the centerline of the roadway, in accordance with the AASHTO Manual of Bridge Evaluation, Section 6, Part A, the Michigan Bridge Analysis Guide current at the time load rating is performed, and the Michigan Structure Inventory and Appraisal Guide.”
223	406.03.G	Add the following after the first sentence of the second paragraph: “Where possible, maintain the stream flow thru the existing channel, temporary channel, or temporary culvert.”
224	406.03.G	Replace the fifth paragraph of this subsection with the following: “The Contractor may use cast-in-place wing walls, headwalls, and aprons, as alternatives to precast wing walls, headwalls, and aprons. Attach cast-in-place wing walls or headwalls as shown on the shop drawings.”
225	406.03.G.2	Change the third sentence of the first paragraph to read: “Before placing the open-graded aggregate 34R, compact the coarse aggregate 6A using at least three passes of a vibrating plate compactor.”
226	406.03.G.2	Change the first sentence of the second paragraph of this subsection to read: “Fill the space between the box culvert joints during placement of box sections with closed-cell rubber extrusion type gaskets in accordance with ASTM C 990.”
226	406.04.A.9	Change the sentence to read: “Providing plan modifications including design, additional plan quantities and pay items to accommodate any changes to the precast units as shown on the plans.”
226*	406.04.A	Add the following paragraph after the last paragraph of the subsection: “The substructure design is specific to the three-sided or arch culvert detailed on the plans. The Contractor must use approved MDOT service vendors qualified in Hydraulics, Geotechnical Engineering Services, and Short and Medium Span Bridges to perform the required design and plan modifications, as directed by the Engineer, if the Contractor selects a culvert shape different than shown on the plans.”
227	406.04.B	Add the following new item in the list of items in this subsection:

Page	Subsection	Errata
		<p>2. Headwalls, wingwalls, aprons, and curtain walls, precast or cast-in-place;</p> <p>Renumber the exist items 2 through 4 in this list to read 3 through 5.</p> <p>Delete existing item numbered 5 and replace with the following:</p> <p>6. Inserts for bars and connection hardware; and</p> <p>Renumber the existing item 6 in this list to read 7.</p>
227	406.04.B	<p>Delete the first and second paragraphs following the list of items in this subsection and replace with the following: “The Department will pay separately for cast-in-place concrete, other than for culvert segments, wing walls, and headwalls; excavation; protective coating; providing and placing backfill material; by plan quantity in accordance with subsection 109.01.A.”</p>
239	501.03.C.6	<p>The first sentence of this subsection should read "Except as specified in subsection 501.03.C.4, removing HMA surface applies to removing HMA overlying a material designated for removal or that is required to remain in place."</p>
247	501.03.O	<p>Change footnote e in Table 501-5 to read: "Flushing severe enough to significantly affect surface friction (Friction Number <35)."</p>
249	501.04.H	<p>The first sentence of this subsection should read "The Engineer will measure, and the Department will pay for removing HMA surface, no greater than 12 inches thick, overlying a material designated for removal or that is required to remain in place, as HMA Surface, Rem."</p> <p>The second paragraph of this subsection should read "The Engineer will measure, and the Department will pay for removing HMA surface, greater than 12 inches thick, overlying a material designated for removal or that is required to remain in place, as Pavt, Rem in accordance with subsection 204.04."</p>
257	503.03.E	<p>Delete this subsection in its entirety.</p>
265	504.03.E.3	<p>Delete this subsection in its entirety.</p>
269	504.04.A	<p>This subsection should read "The unit prices for Micro-Surface, regardless of the type required, include cleaning existing pavement; applying a bond coat; temporary pavement markings; stationing; corrective action; and traffic control to complete corrective action."</p>
299	601.04	<p>In table 601-2 delete the row for Grade P-NC concrete in its entirety.</p>
300	601.04	<p>In table 601-2, the first sentence of footnote b. should read: “Use coarse aggregate 6A, 6AA or 6AAA for Grades P1, P2 and M.”</p>

Page	Subsection	Errata
		In table 601-2, footnote c. should read: "The mix design basis for bulk volume (dry, loose) of course aggregate per unit volume of concrete is 72% for Grade P1; 74% for Grade P2."
308	602.03.F	Note c. in Table 602-1 should read "Refer to Section D6 of the Materials Quality Assurance Procedures Manual for inspection procedure."
320	602.04.C.3	The last paragraph in this subsection should read "If the Engineer approves a substitution of a higher concrete grade for a lesser grade (e.g., P1 for P2), the Department will pay for the higher grade of concrete using the original bid and pay items of the lesser grade."
327	603.02	Change the second material in the list to read: "Concrete, Grade P-NC.....603" Change the third material in the list to read: "Base Course Aggregate, 4G, 21AA, 22A.....902"
334	603.03.B.10	Change the last sentence of the second paragraph to read "Apply the required curing compound in two coats, at a rate of at least 1 gallon per 25 square yards for each coat."
342	603.04.G.3	Change "D1" to "W" in two instances in this subsection.
351	701.04	Replace Tables 701-1A and 701-1B with the Table 701-1 below.
372	705.03.C.1	Add the following sentence after the first paragraph of this subsection: "Do not drive piles within a radius of 25 feet of newly placed concrete until the concrete attains at least 75 percent of its specified minimum strength."
374	705.03.C.2.c	Change the last sentence of the second paragraph to read "Drive test piles to the minimum pile length or practical refusal, whichever is greater".
379	705.04	Change the fifth item down the list to read: "Pile, Galv (Structure No.)"
380	705.04	Change the last item in the list to read: "Pile Driving Equipment, Furn (Structure No.)"
383	706.02	The fourth paragraph following the list of materials should read "Provide AASHTO M 270, Grade 36 steel, meeting the requirements of ASTM A 786, galvanized in accordance with section 707, for expansion joint cover plates. Provide plates at least 3/8 inch thick. Use plates with a slip resistance equal to or greater than those meeting the requirements of ASTM A 786 and must be approved by the Engineer. Provide ASTM F 593 (Type 304) stainless steel, 3/4-inch or 1/2-inch diameter, flathead

Page	Subsection	Errata
		countersunk screws with 3/4-inch or 1/2-inch diameter inserts for use in expansion joint cover plates."
389	706.03.D.4.b	Change the first sentence of the fourth paragraph to read "Design forms, form supports, and attachments to carry dead loads, and resultant horizontal loads due to forming of cantilever overhangs."
390	706.03.E.4	Change the forth sentence of the first paragraph to read: "Use wire ties to secure all bar intersections for the top mat. Use wire ties to secure all bar intersections for other mats where the product of the length and width of bar intersection spacing exceeds 120 square inches."
391	706.03.E.8	Change the first sentence of the second paragraph of this subsection to read: "Patch sawed or sheared ends and visible defects in accordance with ASTM A 775."
392	706.03.E.8	Change the last sentence of the third paragraph of this subsection to read: "Coat mechanical splices after splice installation in accordance with ASTM A 775 for patching damaged epoxy coating."
394	706.03.H.1	Delete the last paragraph on page 394 and replace it with the following: "Do not cast sidewalk, curb, or barrier pours until the deck concrete attains at least the minimum specified 7-day flexural or compressive strength, and after completion of the 7-day continuous wet cure. The forming of succeeding portions may occur, provided the wet cure is maintained."
406*	706.03.N.1.b	Add the following to the end of the last paragraph of the subsection: "Do not discontinue wet cure nor cast succeeding portions onto the bridge deck prior to completion of the 7-day two-phase continuous wet cure. Ensure excess or ponding cure water is removed prior to casting of succeeding structure portions."
416	707.03.C.1	Change the title of the subsection from "Shop Plans to read "Shop Drawings". Change the second sentence of this subsection to read: "Do not use design drawings in lieu of shop drawings."
426	707.03.C.17	Change the second sentence in the first paragraph of this subsection to read: "Tap oversized galvanized nuts in accordance with ASTM A 563 or AASHTO M 292 and meet Supplementary Requirement S1 of ASTM A 563 or AASHTO M 292."
430	707.03.D.7.b	Delete the first sentence of the last paragraph of this subsection.

Page	Subsection	Errata
430*	707.03.D.7.b	Change the title of the Table 707-4 to read: "Minimum Bolt Tension for ASTM F 3125 Grade A 325"
430	707.03.D.7.b	Change "104,000" to "103,000" in the last row under the column titled Minimum Bolt Tension.
431	707.03.D.7.c	Add the following sentence to the end of the first paragraph of this subsection: "If using impact wrenches, provide wrenches sufficient to tighten each bolt in approximately 10 seconds."
431*	707.03.D.7.c	Change the first sentence of the second paragraph to read: "Do not reuse ASTM F 3125 Grade A 325 bolts and nuts.."
434	707.04.A	Change the first sentence of the first paragraph of this subsection to read: "The Engineer will measure structural steel by the calculated weight of metal in the finished structure, excluding filler metal in welding, as shown on the shop drawings or working drawings."
438	708.03.A.2	Change the title of the subsection from "Shop Plans to read "Shop Drawings". Change the first sentence to read: "Submit shop drawings in accordance with subsection 104.02." Change the fourth sentence to read: "Do not start production until the Engineer approves the shop drawings."
441*	708.03.A.11	Change the last sentence of the first paragraph to read "Cure concrete at temperatures from 70 °F to 150 °F until concrete attains the release strength shown on the shop drawings".
441	708.03.A.11	Change the fourth sentence of the fourth paragraph to read "Do not exceed a maximum concrete temperature of 150 °F during the curing cycle."
458	711.03.A	Change the first sentence in the first paragraph to read: "Shop drawings for structural steel and pipe railings are not required."
460	711.04.A	Change the second sentence of the first paragraph to read: "The unit price for Bridge Barrier Railing includes the cost of placing steel reinforcement, providing and placing concrete, constructing joints, and forming, finishing, curing and protecting the concrete."
461	711.04.F	The title of this subsection should read " Reflective Marker, Permanent Barrier. "
467	712.03.C	Add the following to the end of the third paragraph of the subsection:

Page	Subsection	Errata
		“Notify the Engineer of any saw cuts in the top flange. Saw cuts equal to or less than 1/32 inch deep in steel beams must be repaired by grinding, to a surface roughness no greater than 125 micro-inches per inch rms, and tapering to the original surface using a 1:10 slope. Saw cuts in excess of 1/32 inch deep in steel beams require a welded repair to be submitted to the Engineer for approval. Weld in accordance with subsection 707.03.D.8 and provide adequate notice to allow the Engineer to witness the repair work. Inspect and test all saw cut repairs (including grinding repairs) using ultrasonic testing in accordance with 707.03.D.8.c at no additional cost to the Department.”
471	712.03.J	Add the following to the end of the second paragraph of the subsection: “Select adhesive anchor systems from the Qualified Products List.”
471	712.03.J.1	Delete the first paragraph in this subsection and replace it with the following: “Propose complete details of drilling, cleaning, and bonding systems for anchoring reinforcement and submit for the Engineer’s approval before use. The minimum embedment depth must be nine times the anchor diameter for threaded rod or bolt and twelve times the anchor diameter for reinforcing bar. Propose a drilling method that does not cut or damage existing reinforcing steel. Prepare at least three proof tests per anchor diameter and type in the same orientation in which they will be installed on the existing structure, on a separate concrete block, in the presence of the Engineer. The Engineer will proof test the proposed systems. The Engineer will base approval of the anchoring system on the following criteria:”
471	712.03.J.2	Change the third sentence of the first paragraph to read: “Use a tension testing device for unconfined testing, in accordance with ASTM E 488.”
473	712.03.L.2	Change the first sentence in the second paragraph of this subsection to read: "If using epoxy coated steel reinforcement, epoxy coat mechanical reinforcement splices in accordance with ASTM A 775."
473	712.03.L.3	Delete the existing first sentence in the first paragraph.
473	712.03.L.3	Change the third sentence of the first paragraph to read "Provide two test splices on the largest bar size."
473*	712.03.L.3	Change the sentence beginning “Demonstrate to the.... to read: “Demonstrate to the Engineer that splices have a tensile strength of 125 percent of the bar yield strength and high strength splices have a tensile strength of 150 percent of the bar yield strength.”
488	713.02	Add the following as subsection 713.02.C: "C. Structural Steel for Retrofitting and Welded Repairs. Structural steel material used for retrofitting and welded repairs of primary

Page	Subsection	Errata
		members as defined in subsection 707.01.B must meet longitudinal Charpy V-Notch impact test requirements."
501	715.02	Add the following material reference above the two existing items: "Sealant for Perimeter of Beam Plates.....713"
508	715.03.D.1	Add the following sentence after the second paragraph of the subsection: "Apply sealant for perimeter of beam plates in accordance with subsection 713.03.F."
515	716.03.A	Delete the second paragraph of this subsection in its entirety. Change the last sentence of the last paragraph of this subsection to read: "Provide a primer dry film thickness for the top flange between 4 mils and 10 mils."
519	716.04	Change the second sentence of the first paragraph of this subsection to read: "The unit price for Field Repair of Damaged Coating (Structure No.) includes the costs of making field repairs to the shop applied coating system; prime coat surfaces and exposed surfaces of bolts, nuts, and washers; and repairing stenciling."
521	717.04.B	This subsection should read "The unit price for Drain Casting Assembly includes the cost of providing and installing the downspout and, if necessary, the lower bracket to the drain casting."
522	718.02	Change the section number "906" in the third material in the list to read "919."
533	718.04	Delete the following pay item from the list: Temp Casing.....Foot
533	718.04.B.2	Delete this subsection in its entirety.
533	718.04.B.3	Renumber this subsection as follows: "2. Permanent Casing. "
540	802.04	Change "Non reinf" in the last pay item of the list with "Nonreinf".
545*	803.04.E	Change the second sentence of the second paragraph to read: "The unit price for Railing for Steps includes the cost of providing, fabricating, installing, and grouting the railing."
560	807.04	Delete the following pay item from the list: Guardrail Buffered EndEach
560	807.04.B	Change the fifth paragraph of this subsection to read:

An asterisk (*) indicates an entry which has been revised from an earlier version of this Supplemental Specification.

Page	Subsection	Errata
		"The Engineer will measure Guardrail Salv and Guardrail, Mult, Salv along the face of the rail (one face for multiple beams), including terminals and end shoes."
567	808.04.C	Change the first paragraph of this subsection to read: "The Department will not pay separately for protective fence required in accordance with subsection 104.07."
569	809.04.A	Change the first sentence to read: "The unit price for Field Office, CI ___ includes the cost of setup, providing access, grading, maintaining, plowing snow, and utility hook-up charges."
570	809.04.B	Delete the existing second and third sentences in the first paragraph and replace them with the following: "The unit price for Field Office, Utility Fees includes the cost of monthly usage fees for electricity, gas, telephone service and charges, fuel for the stove, monthly water and sanitary service."
570	809.04.B	Change the existing fourth sentence in the first paragraph to read: "The Department will reimburse the Contractor for monthly usage fees for electricity, gas, telephone, water and sanitary charges incurred by the Department."
575	810.03.K	Change the subsection to read "K. Drilled Piles for Cantilever and Truss Foundations. Construct drilled piles for cantilever and truss foundations in accordance with section 718."
578	810.03.N.2	Add the following sentence after the first sentence of the second paragraph on this page: "Mark each nut and bolt to reference the required rotation."
584	810.04	Delete the last pay item in the list: Truss Fdn Anchor Bolts, Replace.....Each
585	810.04.B.1	Change the second paragraph to read: "The unit prices for Fdn, Truss Sign Structure Type __, __ inch Dia, Cased and Fdn, Cantilever Sign Structure Type __, __ inch Dia, Cased include the cost of concrete, slurry, steel reinforcement, permanent casings, anchor bolts, excavation, and disposal of excavated material."
585	810.04.B.2	Change the second sentence of the first paragraph to read: "The unit prices for Fdn, Truss Sign Structure Type __, __ inch Dia, Uncased and Fdn, Cantilever Sign Structure Type __, __ inch Dia, Uncased include the cost of concrete, slurry, steel reinforcement, temporary casings, anchor bolts, excavation, and disposal of excavated material."

Page	Subsection	Errata
596	811.03.G	Delete this subsection in its entirety.
597*	811.03.H	Rename this subsection as follows: "G. Raised Pavement Marker (RPM) Removal. "
597*	811.04	Change "Crosshatching" in the last pay item of the list on this page to "Cross Hatching".
598*	811.04	Delete the following pay items from the list: Pavt Mrkg, (material), 4 inch, SRSM, (color).....Foot Pavt Mrkg, (material), 4 inch, SRSM, 2 nd Application, (color).....Foot Add the following pay items to the list: "Pavt Mrkg, Polyurea, (legend).....Each Pavt Mrkg, Polyurea, (symbol).....Each" Change the sixth item down the list to read: "Pavt Mrkg, Polyurea, __ inch, Cross Hatching, (color)" Change the eleventh item down the list to read: "Rem Curing Compound, for Longit Mrkg, __ inch.....Foot" Change the last item in the list to read: "Witness, Log, Layout, \$1000.00"
599	811.04.B	Delete this subsection in its entirety.
599	811.04	Rename the following subsections as follows: "B. Call Back. C. Pavement Marking Removal. D. Material Deficiency. "
602	812.03.D	Change the first sentence to read "Provide and maintain traffic control devices meeting the requirements in the ATSSA Quality Guidelines for Work Zone Traffic Control Devices and Features."
603	812.03.D.1	The last sentence on this page should read "Lay the sign behind the guardrail, with the uprights pointing downstream from the traffic, and place the support stands and ballasts close to the guardrail."
604	812.03.D.2	The first sentence of the fourth paragraph should read "Do not use burlap or similar material to cover Department or Local Government owned signs."
604	812.03.D.5	The fifth sentence of the first paragraph should read "Do not mix drums and cones within a traffic channeling sequence."
605	812.03.D.6.b	Change the first sentence of the first paragraph to read: "The Department will allow the nighttime use of 42-inch channelizing devices, in the tangent area only, on CPM and pavement marking of any

Page	Subsection	Errata
		duration where the use of plastic drums restricts proposed lane widths to less than 11 feet, including shy distance."
605	812.03.D.7	Add the following sentence after the first sentence of the first paragraph: "Place a shoulder closure taper in advance of the lighted arrows placed on the shoulders."
607	812.03.D.9	Delete the second paragraph of this subsection and replace with the following: "Link sections together to fully engage the connection between sections. Maintain the barrier with end-attachments engaged and within 2 inches of the alignment shown on the plans."
608	812.03.D.10.b	Delete the second sentence of the second paragraph of this subsection beginning with "Install sand module attenuators..."
608	812.03.D.10.b	Add the following sentence after the second paragraph of this subsection: "Install impact attenuation devices as shown on the plans, as directed by the Engineer, or both."
609	812.03.D.10.e	Delete the second paragraph of this subsection.
613	812.03.D.14.a.iii	Change the sentence in this subsection to read "Place an ET Type or SKT Type extruder guardrail ending on both blunt guardrail ends."
615	812.03.F	The second sentence of the second paragraph of this subsection should read: "The Contractor may use a Type R temporary pavement marking cover, per subsection 812.03.D.12 when authorized by the Engineer."
616	812.03.F.2	The last sentence of the first paragraph should read: "If the removal equipment cannot collect all removal debris, operate a self-propelled sweeper capable of continuously vacuuming up the removal debris immediately behind the removal equipment."
617	812.03.G.3	The first sentence of the second paragraph should read: "Sweep the shoulder and remove debris prior to placing traffic on the shoulder and throughout the time the shoulder is used to maintain traffic."
617	812.03.G.4.a	Delete "48 inch by 48 inch" from the first sentence of this subsection.
618*	812.03.G.7	The first sentence of the first paragraph should read: "Clean barrier reflectors, plastic drums, 42 inch channelizing devices, tubular markers, signs, barricades, and attached lights in operation on the project to ensure they meet required luminosity."
619	812.03.G.8	The second sentence of the third paragraph from the end of the subsection should read: "Illuminate traffic regulator stations at night per subsection 812.03.H."
621	812.03.I.6	Delete "48 inch by 48 inch" from the second sentence of this subsection.

An asterisk (*) indicates an entry which has been revised from an earlier version of this Supplemental Specification.

Page	Subsection	Errata
622*	812.03.J	The second paragraph should read "Apply one 2-inch wide horizontal stripe of red and white conspicuity tape along at least 50 percent of each side of, and across the full width of the rear of the vehicle or equipment."
622	812.04	Change the second item down the list to read: "Traf Regulator Control" Change the sixth item down the list to read: "Sign Cover, Type I"
626	812.04.I	Change the reference "812.04.E" in the first sentence to "812.04.D".
628	812.04.M.4	Add the following as the first sentence of this subsection: "The Engineer will not measure a temporary barrier ending move as Conc Barrier Ending, Temp, Relocated if it involves work defined in subsection 812.04.M.3."
629	812.04.N.1	Change the reference "811.04.D" in the second paragraph of this subsection to read "811.04.C".
630	812.04.S	Change the first sentence to read: "The Department will not make additional payments for traffic regulating, signing, arrow boards, and lighting systems for traffic regulator stations operated at night due to a temporary PTS system failure."
634	813.03.C.3	Change the reference "903.07.A" in the paragraph of this subsection to read "907.07.B".
646	815.04	Change the first, third and fourth pay items in the list to read: "Site Preparation, Max (dollar) Lump Sum Watering and Cultivating, First Season, Min (dollar)..... Lump Sum Watering and Cultivating, Second Season, Min (dollar) Lump Sum"
646	815.04.C.1	Change the following pay item reading: "Watering and Cultivating, First Season, Min. (dollar)" to read "Watering and Cultivating, First Season, Min (dollar)" at two locations throughout the subsection.
646	815.04.C.1.b	Delete this subsection in its entirety.
646	815.04.C.1.c	Rename this subsection to read: "b. Removal and disposal of unacceptable plants."
646	815.04.C.2	Change the following pay item reading: "Watering and Cultivating, Second Season, Min. (dollar)" to read "Watering and Cultivating, Second Season, Min (dollar)" at three locations throughout the subsection.
647	815.04.C.2	Change the last paragraph of this subsection to read:

Page	Subsection	Errata
		"For each unacceptable plant identified, the Engineer will calculate a 50 percent reduction in the unit price for the relevant (Botanical Name) pay item, and will process a negative assessment for each unacceptable plant for that amount."
650	816.03.B	Delete the first paragraph of this subsection and replace with the following: "Conduct soil tests when called for in the contract or when directed by the Engineer. Provide soils tests results to the Engineer when testing is required. Provide and place fertilizer as indicated below and as indicated in the soils tests, if required."
650	816.03.B.1	Change the sentence to read: "For Class A fertilizer, evenly apply 176 pounds of chemical fertilizer nutrient per acre on a prepared seed bed."
650	816.03.B.2	Change the sentence to read: "For Class B fertilizer, evenly apply 120 pounds of chemical fertilizer nutrient per acre on a prepared seed bed."
650*	816.03.B.3	Change the sentence to read: "For Class C fertilizer, evenly apply 80 pounds of chemical fertilizer nutrient per acre on established turf."
663*	819.01	Delete the first paragraph in the subsection and replace it with the following: "This work consists of providing operating electrical and lighting units; removing, salvaging, or disposing of existing electrical and lighting components; excavating, backfilling, restoring the site in accordance with section 816; and disposing of waste excavated materials. Complete this work in accordance with this section, section 820, and the contract and to the requirements of the NEC, the National Electrical Safety Code, and the MDLARA for those items not identified in the contract." Change the third sentence of the second paragraph in this subsection to read: "Contact the MDLARA for electrical service inspection and pay the applicable fees."
671	819.03.F.1	Change the paragraph to read: "Install light standard foundations as shown on the plans and the standard plans, as applicable."
673	819.03.G.4.b	Change the last sentence of the first paragraph to read: "Tighten the anchor bolts to a snug tight condition as described in the third paragraph of subsection 810.03.N.2 ensuring the lock washer is completely compressed."
673	819.03.G.4.b	Delete the first two sentences of the second paragraph and replace with the following: "Tighten bolts connecting the pole to the frangible base to a snug tight condition. Snug tight is the tightness attained by a few impacts of an

Page	Subsection	Errata
		impact wrench, or the full effort of a person using an ordinary spud wrench. The lock washers must be fully compressed."
678*	819.04	Delete the last item in the list on this page reading: "DB Cable, in Conduit, 600 Volt, (number) 1/C# (size) Foot"
680	819.04	Change the first paragraph to read: "Unless otherwise required, the unit prices for the pay items listed in this subsection include the cost of excavation, granular material, backfill, and disposal of waste excavated material. If the contract does not include pay items for restoring the site in kind in accordance with section 816, the Department will consider the cost of restoration included in the pay items listed in this subsection."
680	819.04.A	Add the following paragraph after the first paragraph of the subsection. "The unit prices for Conduit, Rem include the cost of removing the type, number, and size of conduit shown on the plans." Change the third paragraph of the subsection to read: "The unit prices for Conduit, (type), __ inch and Conduit, DB, (number), __ inch include the cost of installing the type, number, and size of conduit shown on the plans, and installing marking tape."
681	819.04.B	Change the last paragraph of the subsection to read: "The unit price for DB Cable, in Conduit, Rem includes the cost of removing all cables from the existing conduit measured per lineal foot of conduit."
681	819.04.C	Change the first paragraph of the subsection to read: "The unit prices for Cable, Rem and Cable, (type), Rem include the cost of dead ending, circuit cutting, installing guying, work required to leave circuits operable, and disposing of the removed cables, wire, hardware, and other appurtenances."
681	819.04.D	Change the first paragraph of the subsection to read: "The unit price for Cable, Pole, (type), Disman includes the cost of dismantling and off-site disposal of the following:"
685	820.01.D	Change the sentence to read: "Excavate, backfill, restore the site in kind in accordance with section 816, and dispose of excess or unsuitable material;"
688	820.03.C	Change the seventh paragraph of this subsection to read: "Tighten top anchor bolt nuts, snug, in accordance with the first four paragraphs of subsection 810.03.N.2, except beeswax will not be required."
696	820.04	Add the following pay items to the list: "Pedestal, Pushbutton, Alum.....Each Pedestal, Pushbutton, Rem.....Each"

Page	Subsection	Errata
697	820.04.A.2	Change the sentence to read: "If the contract does not include pay items for restoring the site in kind in accordance with section 816, the Department will consider the cost of restoration included in the pay items listed in this subsection."
698	820.04.B	Delete the second paragraph of this subsection found on this page.
698	820.04.C	Change " Fdns " to read " Fdn " in four instances in this subsection.
701	820.04.J.3	Change the sentence to read: "Installing wires in the saw slots and to the handholes;"
701	820.04.J	Add the following as a new subsection: "7. A 3/4 inch minimum flexible conduit (non-metallic and rated for underground use) from the pavement to the handhole."
706	821.01.B	Change the website address listed after the second paragraph on this page to read: <u>http://www.ngs.noaa.gov/heightmod/GuidelinesPublications.shtml</u>
711	822.03.B	Change the second paragraph to read: "If corrugations are required on concrete shoulders and the method of installation is not shown on the plans or directed by the Engineer, construct corrugations by grinding, or cutting."
720	823.04	Change the pay item seventh from the bottom of the list to read: "Water Shutoff, Adj, Temp, Case ___"
730	824.03.Q	Change the third sentence of the fourth paragraph to read: "Ensure placement of monumentation in accordance with section 821."
730	824.03.Q	Change the first sentence of the last paragraph to read: "The Department will not pay for work dependent on lost or destroyed stakes until the Contractor replaces the stakes."
732	824.04	Change the first sentence of the first paragraph following the list of pay items to read: "If the Engineer determines the Contractor will perform staking as extra work, the Department will pay for staking in accordance with section 103."
733	824.04	Change the left column header in Table 824-2 to read: "Percent of Original Contract Amount Earned"
739	902.02	Change the last aggregate testing description to read: "Determining Specific Gravity and Absorption of Fine Aggregates.....MTM 321"
742	902.03.C.1.a	Change the sentence to read:

Page	Subsection	Errata
		"Coarse aggregate includes all aggregate particles greater than or retained on the 3/4-inch sieve."
742	902.03.C.2.a	Change the sentence to read: "Intermediate aggregate includes all aggregate particles passing the 3/4-inch sieve through those retained on the No. 4 sieve."
742	902.03.C.2.b.iii	Change the sentence to read as follows: "Maximum Loss by Washing per MTM 108 of 3.0 percent".
744	902.07	Delete the fourth paragraph of the subsection and replace it with the following: "The Engineer will only allow the use of granular material produced from crushed portland cement concrete for embankment and as trench backfill for non-metallic culvert and sewer pipes without associated underdrains. However, granular material produced from crushed portland cement concrete is not permitted as swamp backfill, nor within the top 3 feet below subgrade regardless of the application.
746*	902.11	Change the Item of Work by Section Number column in Table 902-1 for the 6AA row to read: "406, 601, 602, 706, 708, 806". Change the Item of Work by Section Number column in Table 902-1 for the 6A row to read: "206, 401, 402, 406, 601, 602, 603, 706, 806". Change the Item of Work by Section Number column in Table 902-1 for the 34R row to read: "401, 404, 406".
751*	902.11	Replace Table 902-6 with the Table 902-6 below.
751	Table 902-7	Under the Material column in the fourth row change the "FA2" to read "2FA".
751	Table 902-7	Under the Material column in the fifth row change the "FA3" to read "3FA".
752	Table 902-8	Under the Material column in the fourth row change the "FA2" to read "2FA".
752	Table 902-8	Under the Material column in the fifth row change the "FA3" to read "3FA".
761	Table 904-2	Delete the footnote f and any other reference to footnote f from the table.
767	905.03	Change the first sentence of the first paragraph to read: "Deformed bars, must meet the requirements of ASTM A 706, ASTM A 615, or ASTM A 996 (Type R or Type A only) for Grade 60 steel bars, unless otherwise required".

Page	Subsection	Errata
767*	905.03	Change the first sentence of the second paragraph to read: "Unless otherwise specified, spiral reinforcement must meet the requirements of plain or deformed Grade 40 steel bars of ASTM A 615, ASTM A 996 (Type A), or the requirements of cold-drawn wire of ASTM A 1064".
767	905.03	Change the first sentence of the third paragraph to read: "Bar reinforcement for prestressed concrete beams must meet the requirements of ASTM A 996 (Type R) for Grade 60 steel bars, except the Engineer will allow bar reinforcement that meets the requirements of ASTM A 615 or ASTM A 996 (Type A) for Grade 40 steel bars for stirrups in prestressed concrete beams".
768	905.03.C	Change the first sentence in the subsection to read: "Epoxy coated steel reinforcement, if required, must be coated in accordance with ASTM A 775, with the following exceptions and additions."
768	905.03.C.3	Change the first sentence of this subsection to read: "Include written certification that the coated reinforcing bars were cleaned, coated, and tested in accordance with ASTM A 775 with the coating applicator."
768	905.05	Change the first sentence of the first paragraph to read: "Deformed steel bars must meet the requirements of ASTM A 706 or the requirements for Grade 40, Grade 50, or Grade 60 of ASTM A 615 or ASTM A 996 (Type R or Type A only)".
768	905.06	Delete this subsection in its entirety and replace it with the following: "Deformed wire fabric for prestressed concrete and fabric for concrete pavement reinforcement must meet the requirements of ASTM A 1064 and fabricated as required."
772*	906.07	Change the first paragraph to read: "High-strength bolt fasteners for structural joints must meet the requirements of ASTM F 3125 Grade A 325 Type 1 bolts. High-strength nuts for structural joints must meet the requirements of ASTM A 563 Grade DH or AASHTO M 292 Grade 2H. High-strength washers for structural joints must meet the requirements of ASTM F 436 Type 1 for circular, beveled, clipped circular, and clipped beveled washers." Change the second sentence of the second paragraph of this subsection to read: "Galvanized nuts must be tapped oversize in accordance with ASTM A 563 and meet Supplementary Requirements S1, Lubricant and Rotational Capacity Test for Coated Nuts and S2, Lubricant Dye."
777*	907.03.D.2.a	Change the first sentence of the second paragraph to read: "Angle sections must be nominal 2½ inch by 2½ inch by ¼ inch."
777*	907.03.D.2.b	Change the first sentence of the first paragraph to read:

Page	Subsection	Errata
		"Angle section braces must be nominal 1¾ inch by 1¾ inch by ¼ inch or nominal 2 inch by 2 inch 3/16 inch."
782	908.04	Change the first sentence of the first paragraph of this subsection to read: "Steel castings for steel construction must meet the requirements of ASTM A 148 for Grade 60/90 carbon steel castings, as shown on the plans, unless the Engineer approves an alternate in writing."
783*	908.09.A	Change the title of this subsection and the first sentence to read "A. Base Plates, Angle, and Non-Tubular Post Elements. Galvanized base plates, angle, rail splice elements, and non-tubular post elements must meet the requirements of ASTM A 36 and ASTM A 123".
783*	908.09.B	Change the title of this subsection and the first sentence to read "B. Rail Elements and Tubular Post Elements. Rail elements and tubular post elements must meet the requirements of ASTM A 500, for Grade B and subsection 908.09.B and be galvanized in accordance with ASTM A 123".
784*	908.09.C	Change this subsection to read: "C. Hardware. Railing anchor studs must meet the requirements of ASTM A 449 Type 1. Heavy hex nuts must meet the requirements of ASTM A 563. Bolts, used as rail fasteners, must meet the requirements of ASTM F 3125 Grade A 325, Type 1. Where called for, round head bolts must meet the requirements of ASTM A 449 Type 1. The material for the railing hand hole screws must meet the requirements of ASTM A 276, Type 304. All nuts must meet the requirements of ASTM A 563 Grade DH or AASHTO M 292 Grade 2H. All flat washers must meet the requirements of ASTM F 436. Lock washers must be steel, regular, helical spring washers meeting the requirements of ANSI B18.21.1 - 1972. Bolts, nuts, washers and other hardware must be hot-dip galvanized in accordance with AASHTO M 232. Galvanized nuts must be tapped oversize in accordance with ASTM A 563, and meet Supplementary Requirements S1, Lubricant and Rotational Capacity Test for Coated Nuts, and S2, Lubricant Dye."
785*	908.11.B	Change the second paragraph to read: "Bolts, nuts, and round washers for guardrail, other than at bridge barrier railings, must meet the requirements of ASTM A 307 (Grade A), ASTM A 563 (Grade A with Supplementary Requirements S1 of ASTM A 563), and ASTM F 436, respectively." Change the third paragraph to read: "Washers, other than round washers, for guardrail must meet the requirements for circular washers in ASTM F 436 except that the dimensions must be as shown on the plans." Change the fifth paragraph to read:

Page	Subsection	Errata
		"Bolts, nuts, and washers for connections at bridge barrier railings must conform to ASTM F 3125 Grade A 325 Type 1 galvanized high-strength structural bolts with suitable nuts and hardened washers."
787	908.14.B	<p>Add the following sentence to the end of the third paragraph of this subsection: "Exposed threaded ends of anchor bolts must be galvanized a minimum of 20 inches."</p> <p>Change the sixth paragraph in this subsection to read: "Provide washers meeting the requirements of ASTM F 436 for circular washers."</p>
787	908.14.B	Change the second sentence of the fourth paragraph to read "After coating, the maximum limit of pitch and major diameter for bolts with a diameter no greater than 1 inch may exceed the Class 2A limit by no greater than 0.021 inch, and by no greater than 0.031 inch for bolts greater than 1 inch in diameter".
787*	908.14.C	Change the first paragraph to read "Provide either four or six high strength anchor bolts per the contract plans, meeting the mechanical requirements of ASTM F 1554, for Grade 105, with each standard. Anchor bolts for traffic signal strain poles must meet the requirements of subsection 908.14.B with the following exceptions and additions:"
789	909.03	Change the second sentence of the second paragraph to read: "As an alternative to the AASHTO M 36 requirements for metal pipe, the Contractor may use gasket material meeting the low temperature flexibility and elevated temperature flow test requirements of ASTM C 990, excluding the requirements for softening point, flashpoint and fire point."
793	909.06	Change the first sentence of the second paragraph of this subsection to read: "Provide Corrugated Polyvinyl Chloride Pipe (CPV) and required fittings meeting the requirements of AASHTO M 304."
793*	909.05.D	Change the second sentence of the paragraph to read "Provide a continuous welded joint to create a watertight casing that is capable of withstanding handling and installation stresses. Perform field welding by the SMAW process using E7018 electrodes."
794*	909.08.A	Change the first sentence to read: "Provide bridge deck downspouts of PE pipe meeting the requirements of ASTM F 714, PE 4710, DR 26."
804	Table 909-9	In the note area at the bottom of the table change the designation of the second note from "c." to "b."
811	910.04	Add the following sentence to the end of this subsection:

Page	Subsection	Errata
		"Fabricate silt fence according to subsection 916.02."
814	Table 911-1	In the 4 th row of the 5 rows in the table change the Property listed as "Total Organic Content (TOC)" to read "Total Organic Carbon (TOC)".
829*	912.08.K	Replace Table 912-10 with the Table 912-10 below.
833*	913.03.B	Change the first sentence of the first paragraph to read: "Clay brick, to construct manholes, catch basins, and similar structures, must meet the requirements of ASTM C 32, for Grade MS."
837*	914.04	Add the following as subsection 914.04.C: "C. Lubricant-Adhesive for Neoprene Joint Seals. The lubricant-adhesive must be a single-component moisture-curing polyurethane and aromatic hydrocarbon solvent mixture meeting ASTM D 2835, Type I. Ship in containers plainly marked with the lot or batch number of the material and date of manufacture. Store at temperatures between 58 and 80°F. Do not exceed 12 months shelf-life prior to use."
840	914.08	Change the first sentence of the second paragraph to read: "Straight tie bars for end-of-pour joints must consist of bars of the diameter and length shown on the plans meeting the requirements of ASTM A 615, ASTM A 706, or ASTM A 996 (Type R or Type A only)".
840*	914.09.A	Change the first sentence of the first paragraph to read: "Straight tie bars for longitudinal pavement joints must consist of bars of the diameter and length shown on the plans meeting the requirements of ASTM A 615, ASTM A 706, or ASTM A 996 (Type R or Type A only)".
840	914.09.B	Change the first sentence of the first paragraph to read: "Bent tie bars for bulkhead joints must consist of bars of the diameter and length shown on the plans."
841	914.12	In the first sentence of this subsection change "AASHTO Division II" to read "AASHTO LRFD Bridge Construction Specifications".
841*	914.13	In the first sentence of this subsection change "ASTM D 1248, for Type III, Class B" to read "ASTM D 4976, Group 2, Class 4, Grade 4".
844	916.01.A	Change the first sentence to read: "Cobblestone must consist of rounded or semi-rounded rock fragments with an average dimension from 3 inches to 10 inches."
845	916.01.D.1	Change the second sentence to read: "Checkdams for ditch grades 2 percent or greater must be constructed using cobblestone or broken concrete ranging from 3 inches to 10 inches in size."
851*	917.10.B.1	Delete the paragraph and replace it with the following: "1. Class A. Provide and apply Class A chemical nutrient fertilizer either according to MSU Soil Testing Lab Recommendations for

Page	Subsection	Errata
		Phosphorus Applications to Turfgrass, except the maximum single application rate of nutrient will be 48 pounds per acre, when soil tests are required or as indicated in subsections 917.10.B.1.a and 917.10.B.1.b.”
851	917.10.B.1	Add the MSU Soil Testing Lab Recommendations for Phosphorus Applications to Turfgrass, found below, after the first paragraph of this subsection.
853	917.15.B.1	Change the second sentence of the subsection to read: “The net must meet the requirements of subsection 917.15.D and be capable of reinforcing the blanket to prevent damage during shipping, handling, and installation.”
857	918.01	Add the following two paragraphs following the first paragraph of this subsection: “Wall thickness and outside diameter dimensions must conform to ASTM D 1785 for smooth-wall schedule 40 and 80 PVC conduit material. The Department will allow no more than 3 percent deviation from the minimum wall thickness specified. Wall thickness range must be within 12 percent in accordance with ASTM D 3035 for smooth-wall coilable schedule 40 and 80 PE conduit.”
858	918.01.E	Delete the first three sentences of the second paragraph shown on page 858.
863	918.06.F.1	Delete the third paragraph in this subsection in its entirety and replace it with the following: "Provide smooth or deformed welded wire fabric in accordance with ASTM A 1064."
864	918.07.C	Change the first sentence of the first paragraph to read: “Provide anchor bolts, nuts, and washers meeting the requirements of subsection 908.14.A and subsection 908.14.B.”
864	918.07.C	Delete the second sentence of the second paragraph.
864	918.07.C	Change the third sentence to read: “Provide anchor bolts threaded 4 inches beyond the anchor bolt projection shown on the plans.”
867	918.08.C	Change the last sentence of the first paragraph on this page to read: “Galvanize bolts, nuts, washers, and lock washers as specified in subsection 908.14.B.”
867	918.08.C	Change the last sentence of the subsection to read: “Provide each frangible base with manufacturer access covers as shown on the plans.”

Page	Subsection	Errata
867*	918.08.D	Delete this subsection in its entirety and replace with the following: "Provide galvanized anchor bolts, studs, nuts, couplings, and washers in accordance with subsection 908.14."
879	918.10.J	Change the third sentence of the second paragraph of this subsection to read: "Provide anchor bolts and associated nuts, washers, and hardware meeting the requirements of subsection 908.14."
887	919.06	Change the second paragraph to read: "Shims must be fabricated from brass shim stock or brass strip meeting the requirements of ASTM B 36, for copper alloy UNS No. C26000, half-hard rolled temper, or fabricated from galvanized sheeting meeting the requirements of ASTM A 653, for Coating Designation G 90."
887	919.07.C	Change the sentence to read: "Galvanized high-strength steel bolts, nuts, and washers for connecting arm connection flanges must meet the requirements of subsection 906.07."
903	921.03.D	Delete the last three sentences of the first paragraph of this subsection.
914	921.05.D	Change the first sentence of this subsection to read: "Provide anchor bolts meeting the requirements of subsection 908.14.C, including elongation and reduction of area requirements."
916	921.07	Change the first sentence of the first paragraph to read: "Provide LED case signs internally illuminated by LEDs and changeable message case signs internally illuminated with LED light sources."
936	922.04.B	In the first sentence of the first paragraph change the "R-52" to "R-126".
936	922.04.B	Add the following to the end of the first paragraph: "Hardware used to connect the end section to the barrier must meet the requirements of NCHRP 350 or MASH (Test Level 3 or higher)."
936	922.04.B	In the first sentence of the second paragraph delete "R-52".
936	922.04.B	Change the fourth paragraph of this subsection to read as follows: For all endings requiring impact attenuators provide a NCHRP-350 Test Level 3 or MASH Test Level 3 approved impact attenuation system, unless otherwise approved by the Engineer.
953*	Pay Item Index	Delete the following pay item reading: "DB Cable, in Conduit, 600 Volt, (number) 1/C# (size)678 819"
957	Pay Item Index	Delete the following pay item from the list: Guardrail Buffered End560 807
960	Pay Item Index	Change the following pay item to read:

Page	Subsection	Errata		
		"Mobilization, Max (dollar)	107	150"
961	Pay item Index	Delete the following pay items from the list: Pavt Mrkg, (material), 4 inch, SRSM, (color).....598.....811 Pavt Mrkg, (material), 4 inch, SRSM, 2 nd Application, (color).....598.....811		
961	Pay Item Index	Change the following pay items in the list to read: Pavt Mrkg, Ovly Cold Plastic, 12 inch, Cross Hatching, (color) Pavt Mrkg, Polyurea, __ inch, Cross Hatching, (color) Add the following pay items to the list: "Pavt Mrkg, Polyurea, (legend).....598.....811 Pavt Mrkg, Polyurea, (symbol).....598.....811 Pedestal, Pushbutton, Alum.....696.....820 Pedestal, Pushbutton, Rem.....696.....820"		
962	Pay Item Index	Change the following pay items in the list to read: "Pile Driving Equipment, Furn (Structure No.) Pile, Galv (Structure No.)"		
963	Pay Item Index	Change the following pay item to read: "Rem Curing Compound, for Longit Mrkg, __ inch	598	811"
964	Pay Item Index	Change the following pay item to read: "Sewer, CI __, __ inch, Jacked in Place.....200 "Sign Cover, Type I.....622	200 622	402" 812"
965*	Pay Item Index	Change the following pay item in the list to read: "Steel Casing Pipe, __ inch, Tr Det __ Site Preparation, Max (dollar)	646	815"
966	Pay Item Index	Delete the following pay item form the list; Temp Casing.....533.....718	533	718
967*	Pay Item Index	Delete the following pay item from the list; Truss Fdn Anchor Bolts, Replace.....584.....810	584	810
967	Pay Item Index	Change the following pay item in the list to read: "Traf Regulator Control"		
968*	Pay item Index	Change the following pay item in the list to read: "Water Shutoff, Adj, Temp, Case __ Watering and Cultivating, First Season, Min (dollar).....646 Watering and Cultivating, Second Season, Min (dollar)	646 646	815 815"
969	Pay item Index	Change the following pay item in the list to read: "Witness, Log, Layout, \$1000.00"		

Page	Subsection	Errata
993	General Index	Change “Shop Plans (see Plans and Working Drawings)” to read “Shop Drawings (see Plans and Working Drawings)”.

Table 701-1 Concrete Structure Mixtures													
		Slump (inches)						Minimum Strength of Concrete (f)					
Concrete Grade (e,h)	Section Number Reference (i)	Cement Content per cyd (b,c)		Type A, D or no Admixture	Type MR, F, or G Admixtures (g)			Flexural (psi)			Compressive (psi)		
		lb	sack		Before Admixture	After Admixture (Type MR)	After Admixture (Type F or G)	7 Day	14 Day	28 Day (Class Design Strength)	7 Day	14 Day	28 Day (Class Design Strength)
D (a)	706, 711, 712	658 (d)	7.0	0 - 3	0 - 3	0 - 6	0 - 7	625	700	725	3,200	4,000	4,500
S1	705	611	6.5	3 - 5	0 - 3	3 - 6	3 - 7	600	650	700	3,000	3,500	4,000
T	705, 706	611	6.5	3 - 7	0 - 4	3 - 7	3 - 8	550	600	650	2,600	3,000	3,500
S2 (a)	401, 705, 706, 712, 713, 801, 802, 803, 810	564	6.0	0 - 3	0 - 3	0 - 6	0 - 7	550	600	650	2,600	3,000	3,500
		526 (d)	5.6										
S3	402, 403, 803, 804, 806	517	5.5	0 - 3	0 - 3	0 - 6	0 - 7	500	550	600	2,200	2,600	3,000
		489 (d)	5.2										

a. Unless otherwise required, use Coarse Aggregate 6AA or 17A for exposed structural concrete in bridges, retaining walls, and pump stations.

b. Do not place concrete mixtures containing supplemental cementitious materials unless the local average minimum temperature for the next 10 consecutive days is forecast to be above 40 °F. Adjustments to the time required for opening to construction or vehicular traffic may be necessary. Cold weather protection may be required, as described in the quality control plan. The restriction does not apply to Grade S1 concrete in foundation piling below ground level or Grade T concrete in tremie construction.

c. Type III cement is not permitted

d. Use admixture quantities specified by the Qualified Products Lists to reduce mixing water. Admixture use is required for Grade D, Grade S2, and Grade S3, concrete with a reduced cement content. Use a water-reducing retarding admixture at the required dosage for Grade D concrete to provide the setting retardation required. When the maximum air temperature is not forecast to exceed 60 °F for the day, the Contractor may use a water-reducing admixture or a water-reducing retarding admixture. Ensure Grade D concrete in concrete diaphragms contains a water-reducing admixture, or a water-reducing retarding admixture. For night casting, the Contractor may use a water-reducing admixture in lieu of water-reducing retarding admixture, provided that the concrete can be placed and finished prior to initial set.

e. The mix design basis for bulk volume (dry, loose) of coarse aggregate per unit volume of concrete is 68% for Grade S1, and 70% for Grade D, Grade S2, Grade T, and Grade S3.

f. The Contractor may use flexural strength to determine form removal. Use compressive strength for acceptance in other situations.

g. MR = Mid-range.

h. The Engineer will allow the use of an optimized aggregate gradation as specified in section 604.

i. Section Number Reference:

401	Culverts	711	Bridge Railings	803	Concrete Sidewalk, Sidewalk Ramps, and Steps
402	Storm Sewers	712	Bridge Rehabilitation-Concrete	804	Concrete Barriers and Glare Screens
403	Drainage Structures	713	Bridge Rehabilitation-Steel	806	Bicycle Paths
705	Foundation Piling	801	Concrete Driveways	810	Permanent Traffic Signs and Supports
706	Structural Concrete Construction	802	Concrete Curb, Gutter and Dividers		

An asterisk (*) indicates an entry which has been revised from an earlier version of this Supplemental Specification.

**Table 902-6
Superpave Final Aggregate Blend Physical Requirements**

Est. Traffic (million ESAL)	Mix Type	Percent Crushed Minimum Criteria		Fine Aggregate Angularity Minimum Criteria		% Sand Equivalent Minimum Criteria		Los Angeles Abrasion % Loss Maximum Criteria		% Soft Particles Maximum Criteria (b)		% Flat and Elongated Particles Maximum Criteria (c)	
		Top & Leveling Courses	Base Course	Top & Leveling Courses	Base Course	Top & Leveling Courses	Base Course	Top & Leveling Courses	Base Course	Top & Leveling Courses	Base Course	Top & Leveling Courses	Base Course
< 0.3	LVSP	55/—	—	—	—	40	40	45	45	10	10	—	—
< 0.3	E03	55/—	—	—	—	40	40	45	45	10	10	—	—
≥0.3 - <1.0	E1	65/—	—	40	—	40	40	40	45	10	10	—	—
≥1.0 - < 3	E3	75/—	50/—	40(a)	40(a)	40	40	35	40	5	5	10	10
≥3 - <10	E10	85/80	60/—	45	40	45	45	35	40	5	5	10	10
≥10 - <30	E30	95/90	80/75	45	40	45	45	35	35	3	4.5	10	10
≥30 - <100	E50	100/10 0	95/90	45	45	50	50	35	35	3	4.5	10	10

- (a) For an E3 mixture type that enters the restricted zone as defined in Table 902-5, the minimum is 43. If these criteria are satisfied, acceptance criteria and associated incentive/disincentive or pay adjustment tied to this gradation restricted zone requirement included in contract, do not apply. Otherwise, final gradation blend must be outside of the restricted zone.
- (b) Soft particles maximum is the sum of the shale, siltstone, ochre, coal, clay-ironstone and particles that are structurally weak or are non-durable in service.
- (c) Maximum by weight with a 1 to 5 aspect ratio.

Note: "85/80" denotes that 85 percent of the coarse aggregate has one fractured face and 80 percent has at least two fractured faces.

Table 912-10 Minimum Retention Requirements				
Preservative	Minimum Retention, (pcf)			AWPA Standard
	Guardrail Posts	Sign Posts	Blocks	
Pentachlorophenol	0.60	0.50	0.40	A6
CCA, ACZA	0.60	0.50	0.40	A11
ACQ (a)	0.60	Not Allowed	0.40	A11
CA-B (a)	0.31	Not Allowed	0.21	A11
CA-A (a)	0.31	Not Allowed	0.15	A11
Other Waterborne preservatives	AWPA Commodity Specification A, Table 3.0, Use Category 4B	Not Allowed	AWPA Commodity Specification A, Table 3.0, Use Category 4A	A11
a. Non-Metallic washers or spacers are required for timber and lumber treated with ACQ or CA placed in direct contact with aluminum. Do not use with sign posts.				

MSU Soil Testing Lab Recommendations for Phosphorus Applications to Turfgrass
3/8/2012

		Sand based rootzone establishment	Golf greens and tees est. or mature; Kentucky bluegrass or perennial ryegrass athletic fields est. or mature; sand based rootzone mature	Lawns, golf course fairways; establishment or mature	Establishment without soil test
Bray P1, Mehlich 3 Soil Test Value (ppm): pH<7.4	Olsen Soil Test Value (ppm) pH>7.4	Recommendation (lbs. P ₂ O ₅ /1000 ft. ²)	Recommendation (lbs. P ₂ O ₅ /1000 ft. ²)	Recommendation (lbs. P ₂ O ₅ /1000 ft. ²)	Recommendation (lbs. P ₂ O ₅ /1000 ft. ²)
0	0	4.4	3.4	2.5	2.5 lbs. year (Maximum single application of 1.5 lbs.)
2	1.3	4.1	3.1	2.2	
4	2.7	3.9	2.7	1.9	
6	4	3.6	2.4	1.6	
8	5.3	3.4	2.0	1.3	
10	6.7	3.1	1.7	1.0	
12	8	2.8	1.4	0.7	
14	9.3	2.6	1.0	0.4	
16	10.7	2.3	0.7	0.1	
18	12	2.1	0.3	0.0	
20	13.3	1.8	0.0		109 lbs/acre year (maximum single application of 65 lbs/acre)
22	14.7	1.5			
24	16	1.3			
26	17.3	1.0			
28	18.7	0.8			
30	20	0.5			
32	21.3	0.2			
34	22.7	0.0			

Web resources: www.turf.msu.edu or www.bephosphorusmart.msu.edu

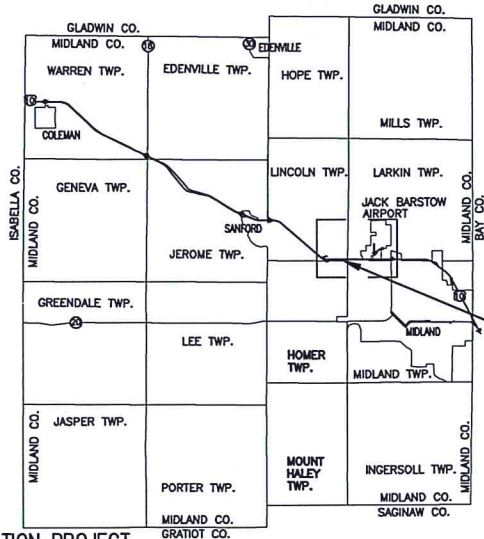
MIDLAND COUNTY ROAD COMMISSION

IN CO-OPERATION WITH
MICHIGAN DEPARTMENT OF TRANSPORTATION
PLANS OF PROPOSED
AIRPORT ROAD REHABILITATION

INDEX OF PLANS

- COVER SHEET
- VICINITY MAP
- LOG OF PROJECT
- QUANTITY SHEET
- NOTE SHEET
- TYPICAL CROSS SECTIONS
- SUPERELEVATION CROSS SECTIONS
- CRITICAL STATIONING

CONTROL SECTION: STUL56000 JOB NO: 200558A
 FEDERAL PROJECT NO. STP 1756(012)
 FEDERAL ITEM NO. HK 1643



SEE VICINITY MAP
 AIRPORT RD -
 HICKS ROAD TO
 PERRINE ROAD

PROJECT NAME AIRPORT ROAD REHABILITATION PROJECT
 LOCATION MIDLAND COUNTY
 TOTAL LENGTH 1.17 MILES
 WORK DESC. HICKS RD. TO PERRINE RD. CRUSH & SHAPE

IMPROVEMENTS COVERED BY THESE PLANS SHALL BE MADE IN ACCORDANCE WITH THE MICHIGAN DEPARTMENT OF TRANSPORTATION 2012 STANDARD SPECIFICATIONS FOR CONSTRUCTION, THE MDOT LOCAL AGENCY PROGRAMS GUIDELINES FOR GEOMETRICS, SECTION C RESURFACING, RESTORATION, AND REHABILITATION (3R) DATED MARCH 4, 2014, AND THE 2011 MICHIGAN MANUAL ON UNIFORM TRAFFIC CONTROL DEVICES.

TRAFFIC DATA AIRPORT RD.


YEAR	2017	2037
A.D.T.	2519	3743
D.H.V.	N.A.	N.A.
COMM. % ..	2%	3%
DESIGN SPEED	45	45
POSTED SPEED.....	45	45



2334 N Meridian Road
 Sanford, MI 48657

Office: (989) 687-9060
 Fax: (989) 687-9121
 www.midlandroads.com

ENGINEER'S SEAL

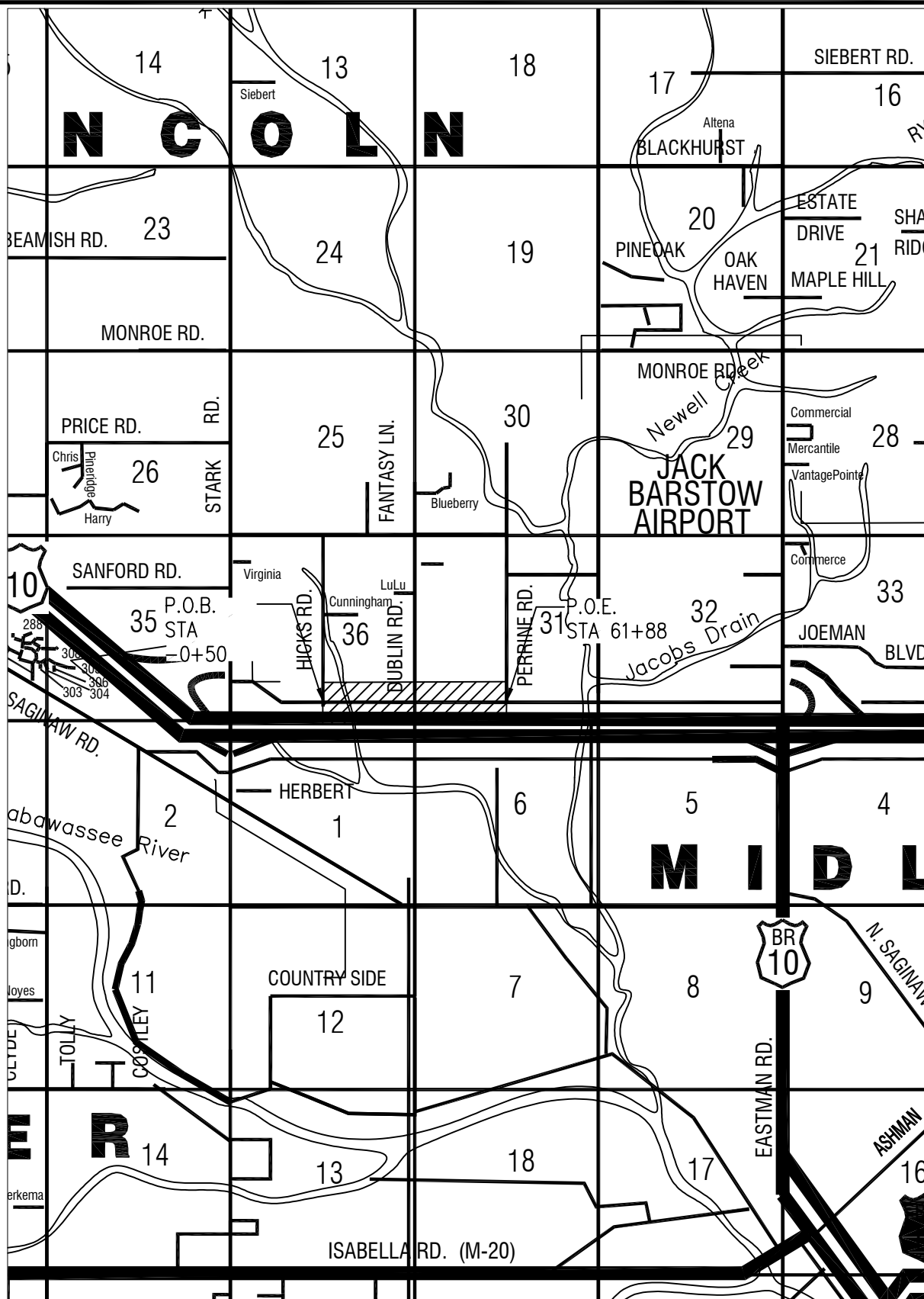


MIDLAND COUNTY ROAD COMMISSION APPROVAL


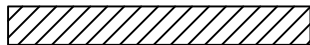
 TERENCE PALMER, P.E.—MANAGING DIRECTOR DATE 7-11-17

PREPARED UNDER THE SUPERVISION OF

REG. PROFESSIONAL ENGINEER	REG. NO.
ORGANIZATION	
ADDRESS	



PROJECT LOCATION



NOT TO SCALE



2334 N Meridian Road
Sanford, MI 48657
Office: (989) 687-9060
Fax: (989) 687-9121
www.midlandroads.com

PREPARED FOR:
MIDLAND COUNTY ROAD COMMISSION
PROJECT NAME:
AIRPORT ROAD REHABILITATION₁₄₃

PLAN NO. 200558A
DATE: 06/14/2017
PROJECT MGR: TERRY PALMER
REVIEWER: ART BUCK
SCALE: NTS SHEET NO: 2

LOG OF PROJECT

JOB LOCATION AND DESCRIPTION

THE PROJECT INCLUDES THE FOLLOWING ROADWAY SEGMENT:

AIRPORT ROAD – HICKS ROAD TO PERRINE ROAD (LINCOLN TWP & CITY OF MIDLAND)

- PROJECT LENGTH = 1.17 MILES
- POB = STA -0+50 (50' WEST OF C/L HICKS ROAD)
- POE = STA 61+88 (PAVEMENT CHANGE 7' EAST OF C/L PERRINE ROAD)
- EXISTING ASPHALT ROADWAY WIDTH 22'
- TRENCHING, HMA BASE CRUSHING AND SHAPING, AND HMA RESURFACING

DESCRIPTION OF WORK

THE WORK INCLUDES TRENCHING ALONG BOTH SIDES OF ROADWAY, PLACING 2.5 INCHES OF 22A AGGREGATE BASE ON THE EXISTING ROADWAY SURFACE, CRUSHING AND SHAPING THE EXISTING HMA SURFACE WITH ADDED AGGREGATE, GRADING TO FILL THE TRENCHED SECTIONS, AGGREGATE SHOULDERS, AND SLOPE RESTORATION IN ACCORDANCE WITH THE TYPICAL CROSS SECTIONS. HMA PAVING SHALL BE AT THE APPLICATION RATES LISTED ON THE TYPICAL CROSS SECTIONS AND IN ACCORDANCE WITH THE PROPOSAL. THE LIMITS OF DRIVEWAY WORK ARE DESCRIBED ON THE NOTE SHEET. ALL PAVEMENT MARKINGS AND PERMANENT SIGNING WILL BE COMPLETED BY OTHERS.

THIS PROJECT INCLUDES DITCH CLEANOUT PER THE TYPICAL CROSS SECTIONS AND AS DIRECTED BY THE ENGINEER.

THROUGHOUT THE PROJECT, TRAFFIC SHALL BE MAINTAINED AS DESCRIBED IN THE SPECIAL PROVISION FOR MAINTAINING TRAFFIC CONTAINED IN THIS PROPOSAL.

ALL MEASURES REQUIRED FOR MAINTAINING TRAFFIC DURING CONSTRUCTION SHALL CONFORM WITH THE 2011 EDITION OF THE MICHIGAN MANUAL OF UNIFORM TRAFFIC CONTROL DEVICES, AND THE MDOT 2012 EDITION OF THE STANDARD SPECIFICATIONS FOR CONSTRUCTION (SECTION 812) UNLESS MODIFIED BY THIS PLAN OR DIRECTED OTHERWISE BY THE ENGINEER.

UNDERGROUND UTILITY IDENTIFICATION AND LOCATION

THE CONTRACTOR SHALL CALL MISS DIG (1-800-482-7171) OR 811 A MINIMUM OF THREE WORK DAYS IN ADVANCE OF BEGINNING EXCAVATION. THE CONTRACTOR IS RESPONSIBLE TO IDENTIFY AND NOTIFY UTILITY AGENCIES WITHIN THE PROJECT AREA WHICH DO NOT PARTICIPATE IN THE MISS DIG NOTIFICATION PROGRAM.



PREPARED FOR:
MIDLAND COUNTY ROAD COMMISSION
PROJECT NAME:
AIRPORT ROAD REHABILITATION

PLAN NO. 200558A
DATE: 06/14/2017
PROJECT MGR: TERRY PALMER
REVIEWER: ART BUCK
SCALE: NTS SHEET NO: 3

AIRPORT ROAD QUANTITIES (JN 200558A)

ITEM NO.	DESCRIPTION	UNITS	QUANTITY
1500001	Mobilization, Max	LSUM	1
2040035	Guardrail, Rem	Ft	50
2040045	Masonry and Con Structure, Rem	Cyd	5
2050006	Ditch Cleanout	Sta	31
2050011	Embankment, LM	Cyd	500
2080036	Erosion Control, Silt Fence	Ft	500
3020001	Aggregate Base	Ton	1718
3050002	HMA Base Crushing and Shaping	Syd	20866
3050010	Material, Surplus and Unsuitable, Rem, LM	Cyd	100
3070121	Shoulder, Cl II	Ton	860
3070200	Trenching	Sta	124
5010033	HMA, 13A	Ton	4285
5010061	HMA, Approach	Ton	120
8070015	Guardrail, Backed, Det G1	Ea	2
8070042	Gaurdrail Approach Terminal, Type 2B	Ea	4
8070095	Post, Mailbox	Ea	31
8120140	Lighted Arrow, Type C, Furn	Ea	2
8120141	Lighted Arrow, Type C, Oper	Ea	2
8120170	Minor Traf Devices	LSUM	1
8120231	Pavt Mrkg, Type NR, Tape, 4 Inch, Yellow, Temp	FT	500
8120250	Plastic Drum, High Intensity, Furn	Ea	150
8120251	Plastic Drum, High Intensity, Oper	Ea	150
8120350	Sign, Type B, Temp, Prismatic, Furn	Sft	600
8120351	Sign, Type B, Temp, Prismatic, Oper	Sft	600
8120370	Traf Regulator Control	LSUM	1
8130010	Riprap, Plain	Syd	90
8160100	Slope Restoration, Type A	Syd	4000
8160101	Slope Restoration, Type B	Syd	1000

* PAYMENT FOR TEMPORARY SIGNS, LIGHTED ARROWS, AND PLASTIC DRUMS ARE BASED ON THE MAXIMUM NUMBER OF UNITS REQUIRED FOR ONE TRAFFIC REGULATOR CONTROL OPERATION TO BE IN PLACE AT ONE TIME THROUGHOUT THE PROJECT.



PREPARED FOR:
MIDLAND COUNTY ROAD COMMISSION
PROJECT NAME:
AIRPORT ROAD REHABILITATION

PLAN NO. 200558A
DATE: 06/14/2017
PROJECT MGR: TERRY PALMER
REVIEWER: ART BUCK
SCALE: NTS SHEET NO: 4

GENERAL PLAN NOTES

1. HMA DRIVES SHALL BE PAVED TO A DISTANCE 3 FEET FROM PROPOSED EDGE OF MAINLINE HMA. ALL COSTS SHALL BE INCLUDED IN THE PAY ITEM HMA, 13A.
2. GRAVEL AND FIELD DRIVEWAYS SHALL BE PAVED 1 FOOT WIDER THAN THE EDGE OF ROADWAY DURING MAINLINE PAVING. ALL COSTS SHALL BE INCLUDED IN THE PAY ITEM HMA, 13A.
3. ALL AGGREGATE BASES SHALL BE AGGREGATE, 22A.
4. SHOULDER, CL II SHALL BE PLACED IN ACCORDANCE WITH THE TYPICAL CROSS SECTIONS AND SHALL BE MDOT DENSE GRADED AGGREGATE 23A.
5. PERMANENT PAVEMENT MARKINGS AND SIGNING BY OTHERS.
6. SIDEWALK RAMPS AT WINTERBERRY CT. TO BE UPGRADED TO ADA COMPLIANCE. HMA APPROACH SHALL BE PLACED TO TOP OF CURB AS DIRECTED BY ENGINEER. DETECTABLE WARNING SURFACE TO BE INSTALLED BY OTHERS.
7. A MISCELLANEOUS QUANTITY OF SILT FENCE HAS BEEN INCLUDED TO BE PLACED AS DIRECTED BY THE ENGINEER.
8. WHERE THE FOLLOWING ITEMS ARE CALLED FOR IN THE PLANS, THEY ARE TO BE CONSTRUCTED ACCORDING TO THE STANDARD PLAN GIVEN BELOW, OPPOSITE EACH ITEM UNLESS OTHERWISE INDICATED.

MDOT STANDARD PLANS

THE FOLLOWING MDOT STANDARD PLANS ARE APPLICABLE TO THIS PROJECT:

R-96-E SOIL EROSION AND SEDIMENTATION CONTROL MEASURES
R-100-H SEEDING AND TREE PLANTING
R-105-D GRADING CROSS SECTIONS

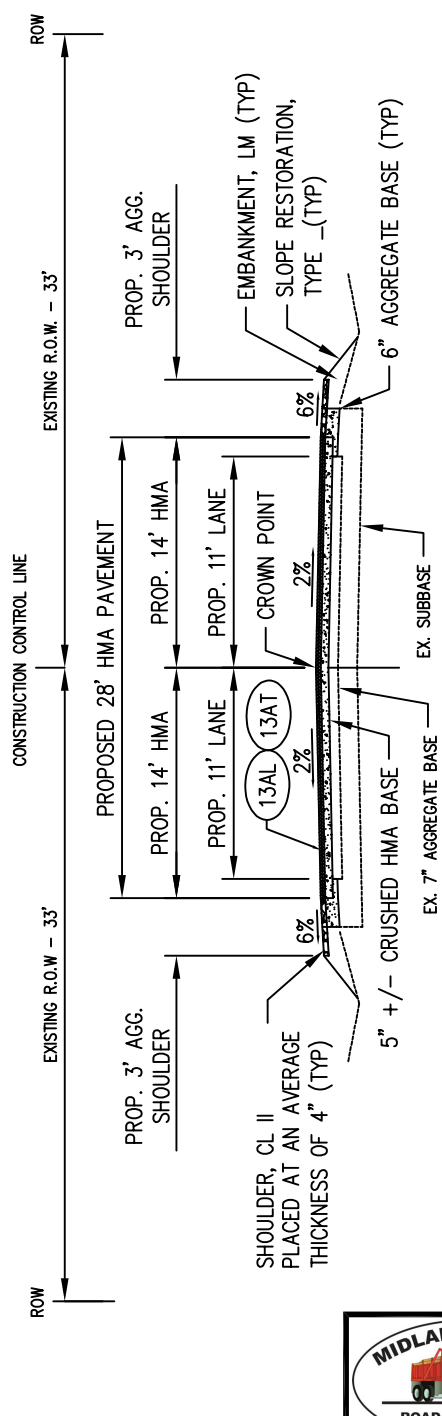
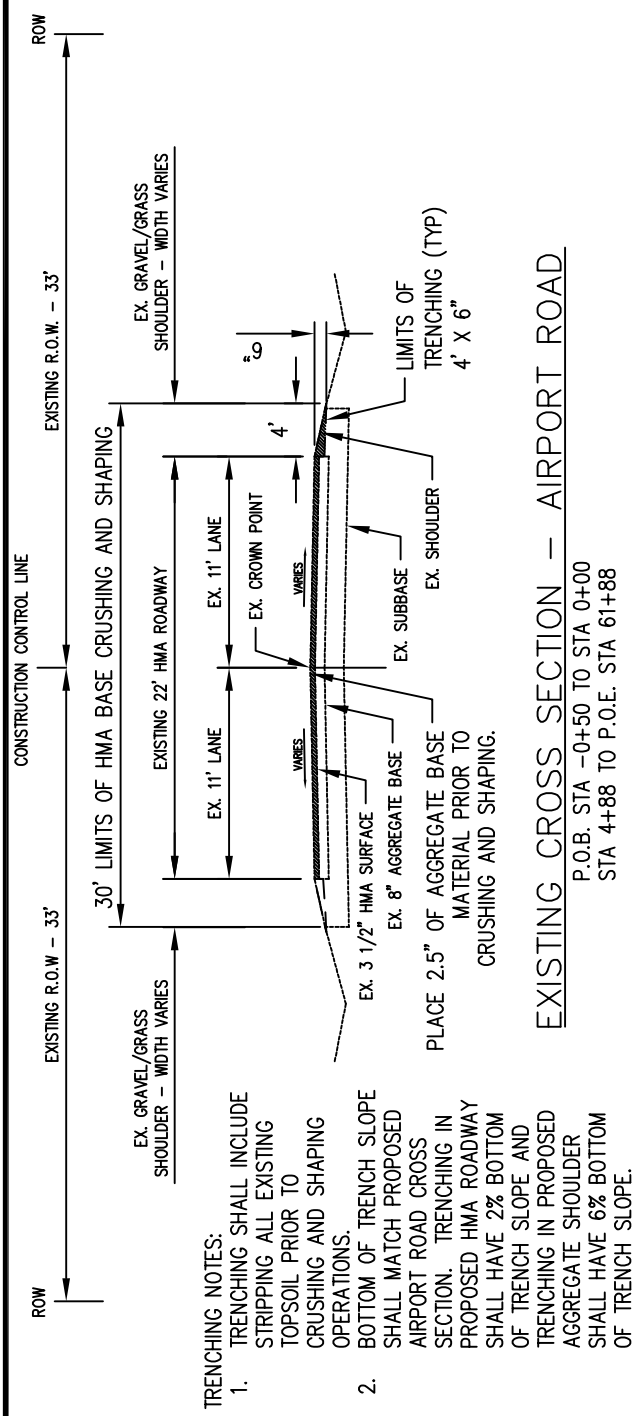
*WZD-100-A GROUND DRIVEN SUPPORTS FOR TEMP SIGNS
*WZD-125-E TEMPORARY TRAFFIC CONTROL DEVICES

* DENOTES SPECIAL DETAIL INCLUDED IN PROPOSAL



PREPARED FOR:
MIDLAND COUNTY ROAD COMMISSION
PROJECT NAME:
AIRPORT ROAD REHABILITATION

PLAN NO. 200558A
DATE: 06/14/2017
PROJECT MGR: TERRY PALMER
REVIEWER: ART BUCK
SCALE: NTS SHEET NO: 5



- CONSTRUCTION NOTES:
- TRENCH EXISTING GRAVEL AND GRASS SHOULDERS IN ACCORDANCE WITH TYPICAL CROSS SECTIONS.
 - PLACE 2.5" OF AGGREGATE BASE ON EXISTING HMA PAVEMENT.
 - CRUSH THE EXISTING HMA PAVEMENT AND AGGREGATE BASE MATERIAL IN ACCORDANCE WITH TYPICAL CROSS SECTIONS. MIX THE ADDITIONAL AGGREGATE BASE AND CRUSHED MATERIAL TO ACHIEVE A UNIFORM CROSS SECTION.
 - SPREAD CRUSHED BASE MATERIAL TO FILL THE TRENCHED AREAS, COMPACT AND SHAPE TO ACHIEVE THE PROPOSED CROSS SECTION.
 - PLACE HMA IN ACCORDANCE WITH TYPICAL CROSS SECTIONS.
 - PLACE 3" WIDE AGGREGATE SHOULDERS.

- TRENCHING NOTES:
- TRENCHING SHALL INCLUDE STRIPPING ALL EXISTING TOPSOIL PRIOR TO CRUSHING AND SHAPING OPERATIONS.
 - BOTTOM OF TRENCH SLOPE SHALL MATCH PROPOSED AIRPORT ROAD CROSS SECTION. TRENCHING IN PROPOSED HMA ROADWAY SHALL HAVE 2% BOTTOM OF TRENCH SLOPE AND TRENCHING IN PROPOSED AGGREGATE SHOULDER SHALL HAVE 6% BOTTOM OF TRENCH SLOPE.

HMA APPLICATION ESTIMATE

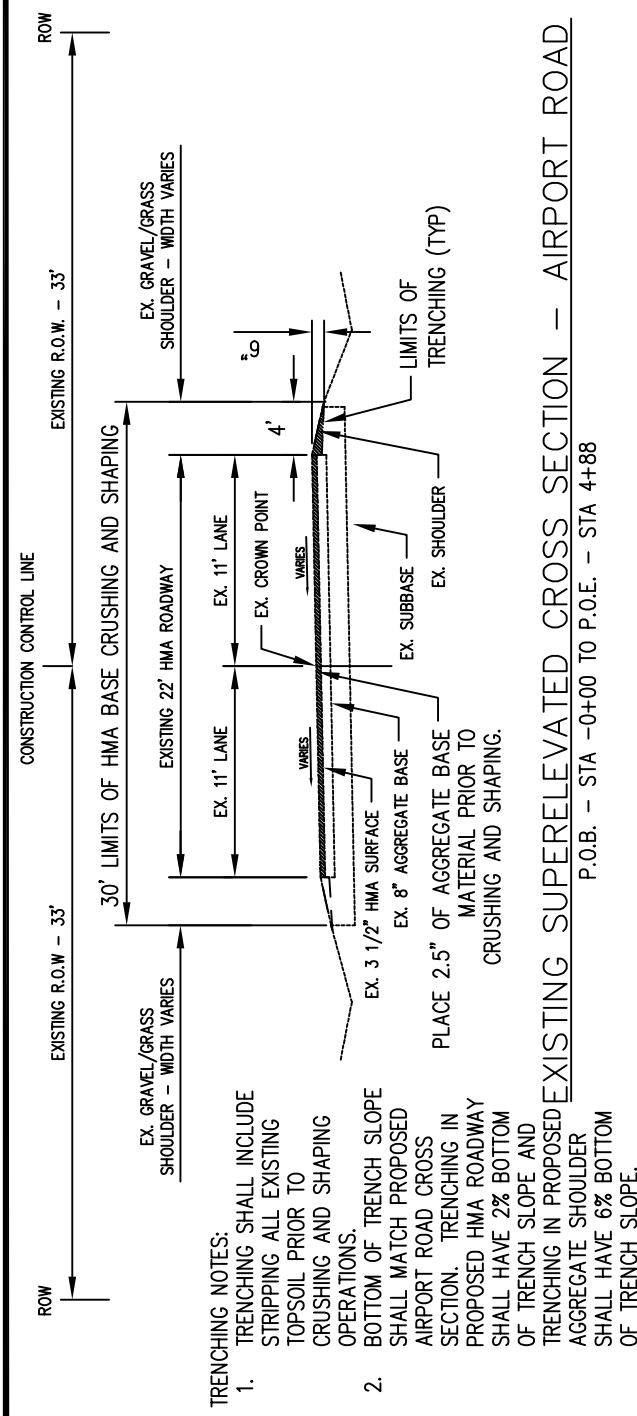
IDENT NO.	ITEM	RATE	PERFORMANCE GRADE	REMARKS
13AT	HMA 13A	220 #/SYD MIN	58-28	AWI=220 TOP COURSE
13AL	HMA 13A	220 #/SYD MIN	58-28	LEVELING COURSE
	HMA BOND COAT	0.05 to 0.15 GAL/SYD		FOR INFORMATION ONLY

- CRUSHING AND SHAPING NOTES:
- CRUSH EXISTING HMA SURFACE, ADDITIONAL AGGREGATE MATERIAL, AND UNDERLYING AGGREGATE BASE IN ACCORDANCE WITH SECTION 305 OF THE 2012 MICHIGAN DEPARTMENT OF TRANSPORTATION STANDARD SPECIFICATIONS FOR CONSTRUCTION.
 - DEPTH OF CRUSHING AND SHAPING SHALL NOT EXCEED 2" OF THE EXISTING AGGREGATE BASE MATERIAL.

2334 N Meridian Road
Sanford, MI 48657
Office: (989) 687-9060
Fax: (989) 687-9121
www.midlandroads.com

PREPARED FOR:
MIDLAND COUNTY ROAD COMMISSION
PROJECT NAME:
AIRPORT ROAD REHABILITATION

PLAN NO. 200558A
DATE: 06/14/2017
PROJECT MGR: TERRY PALMER
REVIEWER: ART BUCK
SCALE: NTS SHEET NO: 6



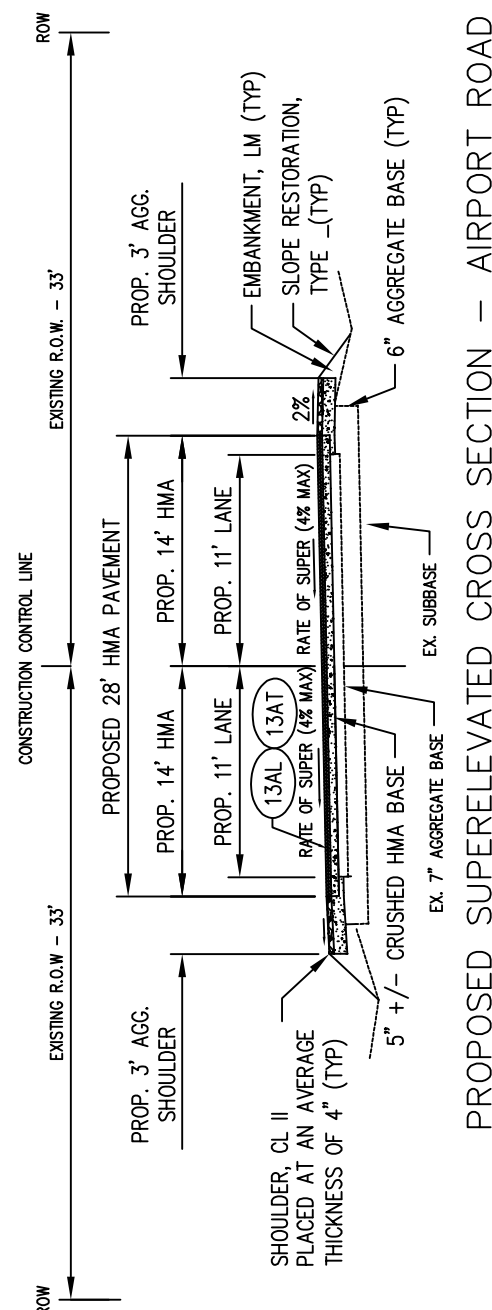
TRENCHING NOTES:

1. TRENCHING SHALL INCLUDE STRIPPING ALL EXISTING TOPSOIL PRIOR TO CRUSHING AND SHAPING OPERATIONS.
2. BOTTOM OF TRENCH SLOPE SHALL MATCH PROPOSED AIRPORT ROAD CROSS SECTION. TRENCHING IN PROPOSED HMA ROADWAY SHALL HAVE 2% BOTTOM OF TRENCH SLOPE AND TRENCHING IN PROPOSED AGGREGATE SHOULDER SHALL HAVE 6% BOTTOM OF TRENCH SLOPE.

CONSTRUCTION NOTES:

1. TRENCH EXISTING GRAVEL AND GRASS SHOULDERS IN ACCORDANCE WITH TYPICAL CROSS SECTIONS.
2. PLACE 2.5" OF AGGREGATE BASE ON EXISTING HMA PAVEMENT.
3. CRUSH THE EXISTING HMA PAVEMENT AND AGGREGATE BASE MATERIAL IN ACCORDANCE WITH TYPICAL CROSS SECTIONS. MIX THE ADDITIONAL AGGREGATE BASE AND CRUSHED MATERIAL TO ACHIEVE A UNIFORM CROSS SECTION.
4. SPREAD CRUSHED BASE MATERIAL TO FILL THE TRENCHED AREAS, COMPACT AND SHAPE TO ACHIEVE THE PROPOSED CROSS SECTION.
5. PLACE HMA IN ACCORDANCE WITH TYPICAL CROSS SECTIONS.
6. PLACE 3" WIDE AGGREGATE SHOULDERS.

EXISTING SUPERELEVATED CROSS SECTION - AIRPORT ROAD
 P.O.B. - STA -0+00 TO P.O.E. - STA 4+88



CRUSHING AND SHAPING NOTES:

1. CRUSH EXISTING HMA SURFACE, ADDITIONAL AGGREGATE MATERIAL, AND UNDERLYING AGGREGATE BASE IN ACCORDANCE WITH SECTION 305 OF THE 2012 MICHIGAN DEPARTMENT OF TRANSPORTATION STANDARD SPECIFICATIONS FOR CONSTRUCTION.
2. DEPTH OF CRUSHING AND SHAPING SHALL NOT EXCEED 2" OF THE EXISTING AGGREGATE BASE MATERIAL.

PROPOSED SUPERELEVATED CROSS SECTION - AIRPORT ROAD
 P.O.B. - STA -0+00 TO P.O.E. - STA 4+88

HMA APPLICATION ESTIMATE

IDENT NO.	ITEM	RATE	PERFORMANCE GRADE	REMARKS
13AT	HMA 13A	220 #/SYD MIN	58-28	AWI=220 TOP COURSE
13AL	HMA 13A	220 #/SYD MIN	58-28	LEVELING COURSE
	HMA BOND COAT	0.05 to 0.15 GAL/SYD		FOR INFORMATION ONLY

2334 N Meridian Road
 Sanford, MI 48657
 Office: (989) 687-9060
 Fax: (989) 687-9121
 www.midlandroads.com

PREPARED FOR:
 MIDLAND COUNTY ROAD COMMISSION
 PROJECT NAME:
 AIRPORT ROAD REHABILITATION

PLAN NO. 200558A
 DATE: 06/14/2017
 PROJECT MGR: TERRY PALMER
 REVIEWER: ART BUCK
 SCALE: NTS SHEET NO: 7

CRITICAL STATIONING				
AIRPORT RD - HICKS ROAD TO PERRINE ROAD				
STATION		SIDE	DESCRIPTION	SUPPLEMENTAL DESCRIPTION
STA.	-0+50	CL	POB	
STA.	0+00	L	C/L Hicks Road	
STA.	2+80	L	Woods Drive	Grass
STA.	6+75	L	Field Drive	Grass
STA.	7+63	L	Driveway	HMA
STA.	8+62	L	Driveway	HMA
STA.	10+15	L	Driveway	HMA, Concrete Headwalls
STA.	11+30	L	Driveway/Parking Lot	HMA, 10+80 - 11+80
STA.	13+19	L	Field Drive	Grass
STA.	14+95	L	Driveway	HMA
STA.	16+21	L	Driveway	HMA
STA.	18+45	L	Driveway	HMA
STA.	21+03	L	Driveway	Gravel
STA.	21+67	L	Driveway/Parking Lot	HMA, 21+40 - 21+95
STA.	21+20	L	Guardrail	
STA.	21+20	CL	Box Culvert	
STA.	23+05	L	Catch basin	
STA.	24+64	L	Catch basin	
STA.	25+17	L	Driveway	HMA
STA.	27+02	L	Catch basin	
STA.	27+29	L	C/L Dublin Road	
STA.	28+08	L	Driveway	Gravel
STA.	29+36	L	Driveway	Gravel
STA.	32+18	L	Driveway	HMA
STA.	34+53	L	C/L Winter Berry Ct.	
STA.	34+53	R	Pump Station	
STA.	40+28	L	Driveway	HMA
STA.	41+05	L	Driveway	Gravel
STA.	42+67	L	Driveway	Gravel
STA.	43+14	L	Driveway	Gravel
STA.	45+19	L	Hydrant	Grass
STA.	45+94	L	Driveway	Gravel
STA.	47+69	L	Driveway	Gravel
STA.	48+73	L	Driveway	HMA
STA.	49+34	L	Driveway	HMA
STA.	50+65	L	Driveway	HMA
STA.	51+20	L	Hydrant	Grass
STA.	51+83	L	Driveway	Gravel
STA.	52+81	L	Driveway	Gravel
STA.	53+37	L	Driveway	Gravel
STA.	54+78	L	Driveway	Gravel
STA.	55+34	L	Driveway	Gravel
STA.	56+82	L	Hydrant	Grass
STA.	57+35	L	Driveway	Gravel
STA.	58+56	L	Driveway	Gravel
STA.	60+02	L	Driveway	Gravel
STA.	60+95	CL	4'x6' Conc Pipe	
STA.	61+81	L	C/L Perrine Road	
STA.	61+88	CL	POE	



2334 N Meridian Road
Sanford, MI 48657
Office: (989) 687-9060
Fax: (989) 687-9121
www.midlandroads.com

PREPARED FOR:
MIDLAND COUNTY ROAD COMMISSION
PROJECT NAME:
AIRPORT ROAD REHABILITATION¹⁴⁹

PLAN NO. 200558A
DATE: 06/14/2017
PROJECT MGR: TERRY PALMER
REVIEWER: ART BUCK
SCALE: NTS SHEET NO: 8

NOTICE TO BIDDERS – INQUIRY

All inquiries concerning the plans and proposal for this project are to be directed to:

Name

Title

E-mail Address

Phone

All inquiries must be made by E-mail through the electronic proposal system at MDOT's e-Proposal website – www.michigan.gov/mdot-eprop. Telephone inquiries will not be answered. To be able to process and distribute an addendum, if required, all inquiries shall be made at least seven (7) calendar days before the letting. Inquiries made after this date will be considered by MDOT, but will not require a response.

Inquiries made by E-mail must include the following information:

- Proposal Item Number
- Contract ID
- Name of Inquiring Person
- Company Name
- Phone # and E-mail address
- Detailed question(s) with reference to proposal page and plan sheet number

Other employees of MDOT have been instructed to direct all inquiries to the person mentioned above.

2/11/2009

General Decision Number: MI170001 07/21/2017 MI1

Superseded General Decision Number: MI20160001

State: Michigan

Construction Types: Highway (Highway, Airport & Bridge xxxxx and Sewer/Incid. to Hwy.)

Counties: Michigan Statewide.

Note: Under Executive Order (EO) 13658, an hourly minimum wage of \$10.20 for calendar year 2017 applies to all contracts subject to the Davis-Bacon Act for which the contract is awarded (and any solicitation was issued) on or after January 1, 2015. If this contract is covered by the EO, the contractor must pay all workers in any classification listed on this wage determination at least \$10.20 (or the applicable wage rate listed on this wage determination, if it is higher) for all hours spent performing on the contract in calendar year 2017. The EO minimum wage rate will be adjusted annually. Additional information on contractor requirements and worker protections under the EO is available at www.dol.gov/whd/govcontracts.

Modification Number	Publication Date
0	01/06/2017
1	02/03/2017
2	02/17/2017
3	04/28/2017
4	05/19/2017
5	06/02/2017
6	06/23/2017
7	06/30/2017
8	07/21/2017

CARP0004-004 06/01/2016

REMAINDER OF STATE

	Rates	Fringes
CARPENTER (Piledriver).....	\$ 26.33	19.18

CARP0004-005 06/01/2016

LIVINGSTON (Townships of Brighton, Deerfield, Genoa, Hartland, Oceola & Tyrone), MACOMB, MONROE, OAKLAND, SANILAC, ST. CLAIR AND WAYNE COUNTIES

	Rates	Fringes
CARPENTER (Piledriver).....	\$ 29.47	25.94

ELEC0017-005 06/05/2017

STATEWIDE

	Rates	Fringes
Line Construction		
Groundman/Driver.....	\$ 28.16	6.10+28.5%
Journeyman Signal Tech, Communications Tech, Tower		

Tech & Fiber Optic Splicers.....	\$ 38.38	6.10+28.5%
Journeyman Specialist.....	\$ 44.14	6.10+28.5%
Operator A.....	\$ 32.45	6.10+28.5%
Operator B.....	\$ 30.30	6.10+28.5%

Classifications

Journeyman Specialist: Refers to a crew of only one person working alone.

Operator A: Shall be proficient in operating all power equipment including: Backhoe, Excavator, Directional Bore and Boom/Digger truck.

Operator B: Shall be proficient in operating any 2 of the above mentioned pieces of equipment listed under Operator A.

 * ENGI0324-003 06/01/2017

ALCONA, ALPENA, ARENAC, BAY, CHEBOYGAN, CLARE, CLINTON, CRAWFORD, GENESEE, GLADWIN, GRATIOT, HURON, INGHAM, IOSCO, ISABELLA, JACKSON, LAPEER, LENAWEE, LIVINGSTON, MACOMB, MIDLAND, MONROE, MONTMORENCY, OAKLAND, OGEMAW, OSCODA, OTSEGO, PRESQUE ISLE, ROSCOMMON, SAGINAW, ST. CLAIR, SANILAC, SHIAWASSEE, TUSCOLA, WASHTENAW AND WAYNE COUNTIES:

	Rates	Fringes
OPERATOR: Power Equipment (Steel Erection)		
GROUP 1.....	\$ 44.32	23.00
GROUP 2.....	\$ 45.32	23.00
GROUP 3.....	\$ 42.82	23.00
GROUP 4.....	\$ 43.82	23.00
GROUP 5.....	\$ 41.32	23.00
GROUP 6.....	\$ 42.32	23.00
GROUP 7.....	\$ 41.05	23.00
GROUP 8.....	\$ 42.05	23.00
GROUP 9.....	\$ 40.60	23.00
GROUP 10.....	\$ 41.60	23.00
GROUP 11.....	\$ 39.87	23.00
GROUP 12.....	\$ 40.87	23.00
GROUP 13.....	\$ 39.51	23.00
GROUP 14.....	\$ 40.51	23.00
GROUP 15.....	\$ 38.87	23.00
GROUP 16.....	\$ 37.17	23.00
GROUP 17.....	\$ 32.06	23.00
GROUP 18.....	\$ 30.65	23.00

FOOTNOTE:

Paid Holidays: New Year's Day, Memorial Day, Fourth of July, Labor Day, Thanksgiving Day and Christmas Day.

POWER EQUIPMENT OPERATOR CLASSIFICATIONS

GROUP 1: Engineer when operating combination of boom and jib 400' or longer

GROUP 2: Engineer when operating combination of boom and jib

400' or longer on a crane that requires an oiler

GROUP 3: Engineer when operating combination of boom and jib
300' or longer

GROUP 4: Engineer when operating combination of boom and jib
300' or longer on a crane that requires an oiler

GROUP 5: Engineer when operating combination of boom and jib
220' or longer

GROUP 6: Engineer when operating combination of boom and jib
220' or longer on a crane that requires an oiler

GROUP 7: Engineer when operating combination of boom and jib
140' or longer

GROUP 8: Engineer when operating combination of boom and jib
140' or longer on a crane that requires an oiler

GROUP 9: Tower crane & derrick operator (where operator's
work station is 50 ft. or more above first sub-level)

GROUP 10: Tower crane & derrick operator (where operator's
work station is 50 ft. or more above first sub-level) on a
crane that requires an oiler

GROUP 11: Engineer when operating combination of boom and jib
120' or longer

GROUP 12: Engineer when operating combination of boom and jib
120' or longer on a crane that requires an oiler

GROUP 13: Crane operator; job mechanic and 3 drum hoist and
excavator

GROUP 14: Crane operator on a crane that requires an oiler

GROUP 15: Hoisting operator; 2 drum hoist and rubber tired
backhoe

GROUP 16: Forklift and 1 drum hoist

GROUP 17: Compressor or welder operator

GROUP 18: Oiler

* ENGI0324-004 06/01/2017

AREA 1: ALLEGAN, BARRY, BERRIEN, BRANCH, CALHOUN, CASS, EATON,
HILLSDALE, IONIA, KALAMAZOO, KENT, LAKE, MANISTEE, MASON,
MECOSTA, MONTCALM, MUSKEGON, NEWAYGO, OCEANA, OSCEOLA, OTTAWA,
ST. JOSEPH, VAN BUREN

AREA 2: ANTRIM, BENZIE, CHARLEVOIX, EMMET, GRAND TRAVERSE,
KALKASKA, LEELANAU, MISSAUKEE AND WEXFORD COUNTIES:

	Rates	Fringes
OPERATOR: Power Equipment (Steel Erection)		
AREA 1		
GROUP 1.....	\$ 44.32	23.00
GROUP 2.....	\$ 41.05	23.00
GROUP 3.....	\$ 39.51	23.00
GROUP 4.....	\$ 37.17	23.00
GROUP 5.....	\$ 32.06	23.00
GROUP 6.....	\$ 30.65	23.00
AREA 2		
GROUP 1.....	\$ 44.32	23.00
GROUP 2.....	\$ 41.05	23.00
GROUP 3.....	\$ 39.51	23.00
GROUP 4.....	\$ 37.17	23.00
GROUP 5.....	\$ 32.06	23.00
GROUP 6.....	\$ 30.65	23.00

FOOTNOTES:

Crane operator with main boom and jib 300' or longer: \$1.50 additional to the group 1 rate. Crane operator with main boom and jib 400' or longer: \$3.00 additional to the group 1 rate.

PAID HOLIDAYS: New Year's Day, Memorial Day, Fourth of July, Labor Day, Thanksgiving Day and Christmas Day.

POWER EQUIPMENT OPERATOR CLASSIFICATIONS:

GROUP 1: Crane Operator with main boom & jib 400', 300', or 220' or longer.

GROUP 2: Crane Operator with main boom & jib 140' or longer, Tower Crane; Gantry Crane; Whirley Derrick.

GROUP 3: Regular Equipment Operator, Crane, Dozer, Loader, Hoist, Straddle Wagon, Mechanic, Grader and Hydro Excavator.

GROUP 4: Air Tugger (single drum), Material Hoist Pump 6" or over, Elevators, Brokk Concrete Breaker.

GROUP 5: Air Compressor, Welder, Generators, Conveyors

GROUP 6: Oiler and fire tender

ENGI0324-005 06/01/2016

AREA 1: GENESEE, LAPEER, LIVINGSTON, MACOMB, MONROE, OAKLAND, ST. CLAIR, WASHTENAW AND WAYNE COUNTIES

AREA 2: ALCONA, ALLEGAN, ALGER, ALPENA, ANTRIM, ARENAC, BARAGA, BARRY, BAY, BENZIE, BERRIEN, BRANCH, CALHOUN, CASS, CHARLEVOIX, CHEBOYGAN, CHIPPEWA, CLARE, CLINTON, CRAWFORD, DELTA, DICKINSON, EATON, EMMET, GLADWIN, GOGEBIC, GRAND TRAVERSE, GRATIOT, HILLSDALE, HOUGHTON, HURON, INGHAM, IONIA, IOSCO, IRON, ISABELLA, JACKSON, KALAMAZOO, KALKASKA, KENT,

KWEENAW, LAKE, LEELANAU, LENAWEE, LUCE, MACKINAC, MANISTEE, MARQUETTE, MASON, MECOSTA, MENOMINEE, MIDLAND, MISSAUKEE, MONTCALM, MONTMORENCY, MUSKEGON, NEWAYGO, OCEANA, OGEMAW, ONTONAGON, OSCEOLA, OSCODA, OTSEGO, OTTAWA, PRESQUE ISLE, ROSCOMMON, SAGINAW, SANILAC, SCHOOLCRAFT, SHIAWASSEE, ST. JOSEPH, TUSCOLA, VAN BUREN AND WEXFORD COUNTIES

	Rates	Fringes
OPERATOR: Power Equipment (Underground construction (including sewer))		
AREA 1:		
GROUP 1.....	\$ 31.58	22.85
GROUP 2.....	\$ 26.85	22.85
GROUP 3.....	\$ 26.12	22.85
GROUP 4.....	\$ 25.55	22.85
AREA 2:		
GROUP 1.....	\$ 29.87	22.85
GROUP 2.....	\$ 24.98	22.85
GROUP 3.....	\$ 24.48	22.85
GROUP 4.....	\$ 24.20	22.85

POWER EQUIPMENT OPERATOR CLASSIFICATIONS

GROUP 1: Backfiller tamper; Backhoe; Batch plant operator (concrete); Clamshell; Concrete paver (2 drums or larger); Conveyor loader (Euclid type); Crane (crawler, truck type or pile driving); Dozer; Dragline; Elevating grader; Endloader; Gradall (and similar type machine); Grader; Mechanic; Power shovel; Roller (asphalt); Scraper (self-propelled or tractor drawn); Side boom tractor (type D-4 or equivalent and larger); Slip form paver; Slope paver; Trencher (over 8 ft. digging capacity); Well drilling rig; Concrete pump with boom operator; Hydro Excavator

GROUP 2: Boom truck (power swing type boom); Crusher; Hoist; Pump (1 or more - 6-in. discharge or larger - gas or diesel- powered or powered by generator of 300 amperes or more - inclusive of generator); Side boom tractor (smaller than type D-4 or equivalent); Tractor (pneu-tired, other than backhoe or front end loader); Trencher (8-ft. digging capacity and smaller); Vac Truck

GROUP 3: Air compressors (600 cfm or larger); Air compressors (2 or more-less than 600 cfm); Boom truck (non-swinging, non- powered type boom); Concrete breaker (self-propelled or truck mounted - includes compressor); Concrete paver (1 drum-1/2 yd. or larger); Elevator (other than passenger); Maintenance person; Pump (2 or more-4-in. up to 6-in. discharge-gas or diesel powered - excluding submersible pumps); Pumpcrete machine (and similar equipment); Wagon drill (multiple); Welding machine or generator (2 or more-300 amp. or larger - gas or diesel powered)

GROUP 4: Boiler; Concrete saw (40 hp or over); Curing machine (self-propelled); Farm tractor (with attachment); Finishing

machine (concrete); Fire person; Hydraulic pipe pushing machine; Mulching equipment; Oiler; Pumps (2 or more up to 4-in. discharge, if used 3 hours or more a day, gas or diesel powered - excluding submersible pumps); Roller (other than asphalt); Stump remover; Trencher (service); Vibrating compaction equipment, self-propelled (6 ft. wide or over); End dump operator; Sweeper (Wayne type); Water wagon and Extend-a boom forklift

 ENGI0324-006 06/01/2016

AREA 1: GENESEE, MACOMB, MONROE, OAKLAND, WASHTENAW AND WAYNE COUNTIES

AREA 2: ALCONA, ALGER, ALLEGAN, ALPENA, ANTRIM, ARENAC, BARAGA, BARRY, BAY, BENZIE, BERRIEN, BRANCH, CALHOUN, CASS, CHARLEVOIX, CHEBOYGAN, CHIPPEWA, CLARE, CLINTON, CRAWFORD, DELTA, DICKINSON, EATON, EMMET, GLADWIN, GOGEBIC, GRAND TRAVERSE, GRATIOT, HILLSDALE, HOUGHTON, HURON, INGHAM, IONIA, IOSCO, IRON, ISABELLA, JACKSON, KALAMAZOO, KALKASKA, KENT, KEWEENAW, LAKE, LAPEER, LEELANAU, LENAWEE, LIVINGSTON, LUCE, MACKINAC, MANISTEE, MARQUETTE, MASON, MECOSTA, MENOMINEE, MIDLAND, MISSAUKEE, MONTCALM, MONTMORENCY, MUSKEGON, NEWAYGO, OCEANA, OGEMAW, ONTONAGON, OSCEOLA, OSCODA, OTSEGO, OTTAWA, PRESQUE ISLE, ROSCOMMON, SAGINAW, ST. CLARE, ST. JOSEPH, SANILAC, SCHOOLCRAFT, SHIAWASSEE, TUSCOLA, VAN BUREN AND WEXFORD COUNTIES

	Rates	Fringes
Power equipment operators: (AIRPORT, BRIDGE & HIGHWAY CONSTRUCTION)		
AREA 1		
GROUP 1.....	\$ 31.66	22.85
GROUP 2.....	\$ 24.93	22.85
GROUP 3.....	\$ 26.23	22.85
GROUP 4.....	\$ 24.37	22.85
GROUP 5.....	\$ 24.20	22.85
AREA 2		
GROUP 1.....	\$ 31.66	22.85
GROUP 2.....	\$ 24.78	22.85
GROUP 3.....	\$ 26.08	22.85
GROUP 4.....	\$ 24.22	22.85
GROUP 5.....	\$ 23.90	22.85

POWER EQUIPMENT OPERATOR CLASSIFICATIONS

GROUP 1: Asphalt plant operator; Crane operator (does not include work on bridge construction projects when the crane operator is erecting structural components); Dragline operator; Shovel operator; Locomotive operator; Paver operator (5 bags or more); Elevating grader operator; Pile driving operator; Roller operator (asphalt); Blade grader operator; Trenching machine operator (ladder or wheel type); Auto-grader; Slip form paver; Self-propelled or tractor-drawn scraper; Conveyor loader operator (Euclid type); Endloader operator (1 yd. capacity and over);

Bulldozer; Hoisting engineer; Tractor operator; Finishing machine operator (asphalt); Mechanic; Pump operator (6-in. discharge or over, gas, diesel powered or generator of 300 amp. or larger); Shouldering or gravel distributing machine operator (self-propelled); Backhoe (with over 3/8 yd. bucket); Side boom tractor (type D-4 or equivalent or larger); Tube finisher (slip form paving); Gradall (and similar type machine); Asphalt paver (self-propelled); Asphalt planer (self-propelled); Batch plant (concrete-central mix); Slurry machine (asphalt); Concrete pump (3 in. and over); Roto-mill; Swinging boom truck (over 12 ton capacity); Hydro demolisher (water blaster); Farm-type tractor with attached pan

GROUP 2: Screening plant operator; Washing plant operator; Crusher operator; Backhoe (with 3/8 yd. bucket or less); Side boom tractor (smaller than D-4 type or equivalent); Sweeper (Wayne type and similar equipment); Vacuum truck operator; Batch plant (concrete dry batch)

GROUP 3: Grease Truck

GROUP 4: Air compressor operator (600 cu. ft. per min or more); Air compressor operator (two or more, less than 600 cfm); Wagon drill operator; Concrete breaker; Tractor operator (farm type with attachment)

GROUP 5: Boiler fire tender; Oiler; Fire tender; Trencher (service); Flexplane operator; Cleftplane operator; Grader operator (self-propelled fine-grade or form (concrete)); Finishing machine operator (concrete); Boom or winch hoist truck operator; Endloader operator (under 1 yd. capacity); Roller operator (other than asphalt); Curing equipment operator (self-propelled); Concrete saw operator (40 h.p. or over); Power bin operator; Plant drier operator (asphalt); Vibratory compaction equipment operator (6 ft. wide or over); Guard post driver operator (power driven); All mulching equipment; Stump remover; Concrete pump (under 3-in.); Mesh installer (self-propelled); Tractor operator (farm type); End dump; Skid steer

ENGI0324-007 05/01/2016

ALGER, BARAGA, CHIPPEWA, DELTA, DICKINSON, GOGEBIC, HOUGHTON, IRON, KEWEENAW, LUCE, MACKINAC MARQUETTE, MENOMINEE, ONTONAGON AND SCHOOLCRAFT COUNTIES:

	Rates	Fringes
OPERATOR: Power Equipment (Steel Erection)		
Compressor, welder and forklift.....	\$ 25.46	22.55
Crane operator, main boom & jib 120' or longer.....	\$ 29.21	22.55
Crane operator, main boom & jib 140' or longer.....	\$ 29.46	22.55

Crane operator, main boom & jib 220' or longer.....	\$ 29.71	22.55
Mechanic with truck and tools.....	\$ 30.21	22.55
Oiler and fireman.....	\$ 24.16	22.55
Regular operator.....	\$ 28.71	22.55

 ENGI0324-008 10/01/2015

ALCONA, ALGER, ALLEGAN, ALPENA, ANTRIM, ARENAC, BARAGA, BARRY,
 BAY, BENZIE, BERRIEN, BRANCH, CALHOUN, CASS, CHARLEVOIX,
 CHEBOYGAN, CHIPPEWA, CLARE, CLINTON, CRAWFORD, DELTA,
 DICKINSON, EATON, EMMET, GENESEE, GLADWIN, GOGEBIC, GRAND
 TRAVERSE, GRATIOT, HILLSDALE, HOUGHTON, HURON, INGHAM, IONIA,
 IOSCO, IRON, ISABELLA, JACKSON, KALAMAZOO, KALKASKA, KENT,
 KEWEENAW, LAKE, LAPEER, LEELANAU, LENAWEE, LIVINGSTON, LUCE,
 MACKINAC, MACOMB, MANISTEE, MARQUETTE, MASON, MECOSTA,
 MENOMINEE, MIDLAND, MISSAUKEE, MONTCALM, MONTMORENCY, MONROE,
 MUSKEGON, NEWAYGO, OAKLAND, OCEANA, OGEMAW, ONTONAGON, OSCEOLA,
 OSCODA, OTSEGO, OTTAWA, PRESQUE ISLE, ROSCOMMON, SAGINAW, ST.
 CLARE, ST. JOSEPH, SANILAC, SCHOOLCRAFT, SHIAWASSEE, TUSCOLA,
 VAN BUREN, WASHTENAW, WAYNE AND WEXFORD COUNTIES

	Rates	Fringes
OPERATOR: Power Equipment (Sewer Relining)		
GROUP 1.....	\$ 30.70	12.93
GROUP 2.....	\$ 29.17	12.93

SEWER RELINING CLASSIFICATIONS

GROUP 1: Operation of audio-visual closed circuit TV system,
 including remote in-ground cutter and other equipment used
 in connection with the CCTV system

GROUP 2: Operation of hot water heaters and circulation
 systems, water jettors and vacuum and mechanical debris
 removal systems

 ENGI0325-012 05/01/2017

AREA 1: MACOMB, MONROE, OAKLAND, ST. CLAIR, WASHTENAW AND WAYNE
 COUNTIES

AREA 2: ALCONA, ALGER, ALLEGAN, ALPENA, ANTRIM, ARENAC, BARAGA,
 BARRY, BAY, BENZIE, BERRIEN, BRANCH, CALHOUN, CASS, CHARLEVOIX,
 CHEBOYGAN, CHIPPEWA, CLARE, CLINTON, CRAWFORD, DELTA,
 DICKINSON, EATON, EMMET, GENESEE, GLADWIN, GOGEBIC, GRAND
 TRAVERSE, GRATIOT, HILLSDALE, HOUGHTON, HURON, INGHAM, IONIA,
 IOSCO, IRON, ISABELLA, JACKSON, KALAMAZOO, KALKASKA, KENT,
 KEWEENAW, LAKE, LAPEER, LEELANAU, LENAWEE, LIVINGSTON LUCE,
 MACKINAC, MANISTEE, MARQUETTE, MASON, MECOSTA, MENOMINEE,
 MIDLAND, MISSAUKEE, MONTCALM, MONTMORENCY, MUSKEGON, NEWAYGO,
 OCEANA, OGEMAW, ONTONAGON, OSCEOLA, OSCODA, OTSEGO, OTTAWA,
 PRESQUE ISLE, ROSCOMMON, SAGINAW, ST. JOSEPH, SANILAC,
 SCHOOLCRAFT, SHIAWASSEE, TUSCOLA, VAN BUREN AND WEXFORD COUNTIES

	Rates	Fringes
Power equipment operators - gas distribution and duct installation work:		
AREA 1		
GROUP 1.....	\$ 29.73	23.30
GROUP 2.....	\$ 29.60	23.30
GROUP 3.....	\$ 28.48	23.30
GROUP 4.....	\$ 27.90	23.30
AREA 2		
GROUP 1.....	\$ 28.82	23.30
GROUP 2-A.....	\$ 28.72	23.30
GROUP 2-B.....	\$ 28.50	23.30
GROUP 3.....	\$ 27.72	23.30
GROUP 4.....	\$ 27.22	23.30

SCOPE OF WORK: The construction, installation, treating and reconditioning of pipelines transporting gas vapors within cities, towns, subdivisions, suburban areas, or within private property boundaries, up to and including private meter settings of private industrial, governmental or other premises, more commonly referred to as "distribution work," starting from the first metering station, connection, similar or related facility, of the main or cross country pipeline and including duct installation.

AREA 1:

GROUP 1: Backhoe, crane, grader, mechanic, dozer (D-6 equivalent or larger), side boom (D-4 equivalent or larger), trencher(except service), endloader (2 yd. capacity or greater).

GROUP 2: Dozer (less than D-6 equivalent), endloader (under 2 yd. capacity), side boom (under D-4 capacity), backfiller, pumps (1 or 2 of 6-inch discharge or greater), boom truck (with powered boom), tractor (wheel type other than backhoe or front endloader).

GROUP 3: Tamper (self-propelled), boom truck (with non-powered boom), concrete saw (20 hp or larger), pumps (2 to 4 under 6-inch discharge), compressor (2 or more or when one is used continuously into the second day) and trencher(service).

GROUP 4: Oiler, hydraulic pipe pushing machine, grease person and hydrostatic testing operator.

AREA 2:

GROUP 1: Mechanic, crane (over 1/2 yd. capacity), backhoe (over 1/2 yd. capacity), grader (Caterpillar 12 equivalent or larger)

GROUP 2-A: Trencher(except service), backhoe (1/2 yd. capacity or less)

GROUP 2-B: Crane (1/2 yd. capacity or less), compressor (2 or

more), dozer (D-4 equivalent or larger), endloader (1 yd. capacity or larger), pump (1 or 2 six-inch or larger), side boom (D-4 equivalent or larger)

GROUP 3: Backfiller, boom truck (powered), concrete saw (20 hp or larger), dozer (less than D-4 equivalent), endloader (under 1 yd. capacity), farm tractor (with attachments), pump (2 - 4 under six-inch capacity), side boom tractor (less than D-4 equivalent), tamper (self-propelled), trencher service and grader maintenance

GROUP 4: Oiler, grease person and hydrostatic testing operator

IRON0008-007 05/01/2015

ALGER, BARAGA, CHIPPEWA, DELTA, DICKINSON, GOGEBIC, HOUGHTON, IRON, KEWEENAW, LUCE, MACKINAC MARQUETTE, MENOMINEE, ONTONAGON AND SCHOOLCRAFT COUNTIES:

	Rates	Fringes
Ironworker - pre-engineered metal building erector.....	\$ 23.70	6.95
IRONWORKER		
General contracts		
\$10,000,000 or greater.....	\$ 26.52	24.35
General contracts less than \$10,000,000.....	\$ 23.11	24.35

Paid Holidays: New Year's Day, Memorial Day, July 4th, Labor Day, Thanksgiving Day & Christmas Day.

IRON0025-002 06/01/2015

ALCONA, ALPENA, ARENAC, BAY, CHEBOYGAN, CLARE, CLINTON, CRAWFORD, GENESEE, GLADWIN, GRATIOT, HURON, INGHAM, IOSCO, ISABELLA, JACKSON, LAPEER, LIVINGSTON, MACOMB, MIDLAND, MONTMORENCY, OAKLAND, OGEMAW, OSCODA, OTSEGO, PRESQUE ISLE, ROSCOMMON, SAGINAW, SANILAC, SHIAWASSEE, ST. CLAIR, TUSCOLA, WASHTENAW AND WAYNE COUNTIES:

	Rates	Fringes
Ironworker - pre-engineered metal building erector		
Alcona, Alpena, Arenac, Cheboygan, Clare, Clinton, Crawford, Gladwin, Gratiot, Huron, Ingham, Iosco, Isabella, Jackson, Lapeer, Livingston (west of Burkhardt Road), Montmorency, Ogemaw, Oscoda, Otsego, Presque Isle, Roscommon, Sanilac, Shiawassee, Tuscola & Washtenaw (west of U.S. 23).	\$ 22.17	20.13
Bay, Genesee, Lapeer,		

Livingston (east of Burkhardt Road), Macomb, Midland, Oakland, Saginaw, St. Clair, The University of Michigan, Washtenaw (east of U.S. 23) & Wayne...\$ 23.39	21.13
IRONWORKER	
Ornamental and Structural...\$ 33.78	27.84
Reinforcing.....\$ 28.30	24.60

IRON0055-005 07/01/2013

LENAWEE AND MONROE COUNTIES:

	Rates	Fringes
IRONWORKER		
Pre-engineered metal buildings.....\$ 23.59		19.35
All other work.....\$ 28.32		19.35

IRON0292-003 06/01/2016

BERRIEN AND CASS COUNTIES:

	Rates	Fringes
IRONWORKER (Including pre-engineered metal building erector).....\$ 28.81		20.16

IRON0340-001 06/01/2015

ALLEGAN, ANTRIM, BARRY, BENZIE, BRANCH, CALHOUN, CHARLEVOIX,
EATON, EMMET, GRAND TRAVERSE, HILLSDALE, IONIA, KALAMAZOO,
KALKASKA, KENT, LAKE, LEELANAU, MANISTEE, MASON, MECOSTA,
MISSAUKEE, MONTCALM, MUSKEGON, NEWAYGO, OCEANA, OSCEOLA,
OTTAWA, ST. JOSEPH, VAN BUREN AND WEXFORD COUNTIES:

	Rates	Fringes
IRONWORKER (Including pre-engineered metal building erector).....\$ 21.68		24.37

LABO0005-006 10/01/2014

	Rates	Fringes
Laborers - hazardous waste abatement: (ALCONA, ALPENA, ANTRIM, BENZIE, CHARLEVOIX, CHEBOYGAN, CRAWFORD, EMMET, GRAND TRAVERSE, IOSCO, KALKASKA, LEELANAU, MISSAUKEE, MONTMORENCY, OSCODA, OTSEGO, PRESQUE ISLE AND WEXFORD COUNTIES - Zone 10) Levels A, B or C.....\$ 17.45		12.75
Work performed in conjunction with site		

preparation not requiring the use of personal protective equipment;		
Also, Level D.....	\$ 16.45	12.75
Laborers - hazardous waste abatement: (ALGER, BARAGA, CHIPPEWA, DELTA, DICKINSON, GOGEBIC, HOUGHTON, IRON, KEWEENAW, LUCE, MACKINAC, MARQUETTE, MENOMINEE, ONTONAGON AND SCHOOLCRAFT COUNTIES - Zone 11)		
Levels A, B or C.....	\$ 20.91	12.78
Work performed in conjunction with site preparation not requiring the use of personal protective equipment;		
Also, Level D.....	\$ 19.91	12.78
Laborers - hazardous waste abatement: (ALLEGAN, BARRY, BERRIEN, BRANCH, CALHOUN, CASS, IONIA COUNTY (except the city of Portland); KALAMAZOO, KENT, LAKE, MANISTEE, MASON, MECOSTA, MONTCALM, MUSKEGON, NEWAYGO, OCEANA, OSCEOLA, OTTAWA, ST. JOSEPH AND VAN BUREN COUNTIES - Zone 9)		
Levels A, B or C.....	\$ 19.99	12.75
Work performed in conjunction with site preparation not requiring the use of personal protective equipment;		
Also, Level D.....	\$ 18.99	12.75
Laborers - hazardous waste abatement: (ARENAC, BAY, CLARE, GLADWIN, GRATIOT, HURON, ISABELLA, MIDLAND, OGEMAW, ROSCOMMON, SAGINAW AND TUSCOLA COUNTIES - Zone 8)		
Levels A, B or C.....	\$ 20.02	12.75
Work performed in conjunction with site preparation not requiring the use of personal protective equipment;		
Also, Level D.....	\$ 19.02	12.75
Laborers - hazardous waste abatement: (CLINTON, EATON AND INGHAM COUNTIES; IONIA COUNTY (City of Portland); LIVINGSTON COUNTY (west of Oak Grove Rd., including the City of Howell) - Zone 6)		

Levels A, B or C.....\$ 23.29	12.75
Work performed in conjunction with site preparation not requiring the use of personal protective equipment;	
Also, Level D.....\$ 22.29	12.75
Laborers - hazardous waste abatement: (GENESEE, LAPEER AND SHIAWASSEE COUNTIES - Zone 7)	
Levels A, B or C.....\$ 23.40	12.79
Work performed in conjunction with site preparation not requiring the use of personal protective equipment;	
Also, Level D.....\$ 22.40	12.79
Laborers - hazardous waste abatement: (HILLSDALE, JACKSON AND LENAWEЕ COUNTIES - Zone 4)	
Levels A, B or C.....\$ 30.00	14.09
Work performed in conjunction with site preparation not requiring the use of personal protective equipment;	
Also, Level D.....\$ 29.00	14.09
Laborers - hazardous waste abatement: (LIVINGSTON COUNTY (east of Oak Grove Rd. and south of M-59, excluding the city of Howell); AND WASHTENAW COUNTY - Zone 3)	
Levels A, B or C.....\$ 29.32	13.85
Work performed in conjunction with site preparation not requiring the use of personal protective equipment;	
Also, Level D.....\$ 28.32	13.85
Laborers - hazardous waste abatement: (MACOMB AND WAYNE COUNTIES - Zone 1)	
Levels A, B or C.....\$ 27.94	16.55
Work performed in conjunction with site preparation not requiring the use of personal protective equipment;	
Also, Level D.....\$ 26.94	16.55
Laborers - hazardous waste abatement: (MONROE COUNTY - Zone 4)	
Levels A, B or C.....\$ 30.00	14.09
Work performed in conjunction with site	

preparation not requiring the use of personal protective equipment;		
Also, Level D.....	\$ 29.00	14.09
Laborers - hazardous waste abatement: (OAKLAND COUNTY and the Northeast portion of LIVINGSTON COUNTY bordered by Oak Grove Road on the West and M-59 on the South - Zone 2)		
Level A, B, C.....	\$ 27.94	16.55
Work performed in conjunction with site preparation not requiring the use of personal protective equipment;		
Also, Level D.....	\$ 26.94	16.55
Laborers - hazardous waste abatement: (SANILAC AND ST. CLAIR COUNTIES - Zone 5)		
Levels A, B or C.....	\$ 24.97	15.19
Work performed in conjunction with site preparation not requiring the use of personal protective equipment;		
Also, Level D.....	\$ 23.97	15.19

LABO0259-001 09/01/2016

AREA 1: MACOMB, OAKLAND AND WAYNE COUNTIES

AREA 2: ALCONA, ALGER, ALLEGAN, ALPENA, ANTRIM, ARENAC, BARAGA,
BARRY, BAY, BENZIE, BERRIEN, BRANCH, CALHOUN, CASS, CHARLEVOIX,
CHEBOYGAN, CHIPPEWA, CLARE, CLINTON, CRAWFORD, DELTA,
DICKINSON, EATON, EMMET, GENESEE, GLADWIN, GOGEBIC, GRAND
TRAVERSE, GRATIOT, HILLSDALE, HOUGHTON, HURON, INGHAM, IONIA,
IOSCO, IRON, ISABELLA, JACKSON, KALAMAZOO, KALKASKA, KENT,
KEWEENAW, LAKE, LAPEER, LEELANAU, LENAWEE, LIVINGSTON, LUCE,
MACKINAC, MANISTEE, MARQUETTE, MASON, MECOSTA, MENOMINEE,
MIDLAND, MISSAUKEE, MONROE, MONTCALM, MONTMORENCY, MUSKEGON,
NEWAYGO, OCEANA, OGEMAW, ONTONAGON, OSCEOLA, OSCODA, OTSEGO,
OTTAWA, PRESQUE ISLE, ROSCOMMON, SAGINAW, ST. CLARE, ST.
JOSEPH, SANILAC, SCHOOLCRAFT, SHIAWASSEE, TUSCOLA, VAN BUREN,
WASHTENAW AND WEXFORD COUNTIES

	Rates	Fringes
Laborers - tunnel, shaft and caisson:		
AREA 1		
GROUP 1.....	\$ 21.87	16.70
GROUP 2.....	\$ 21.98	16.70
GROUP 3.....	\$ 22.04	16.70
GROUP 4.....	\$ 22.22	16.70
GROUP 5.....	\$ 22.47	16.70
GROUP 6.....	\$ 22.80	16.70
GROUP 7.....	\$ 16.08	16.70

AREA 2

GROUP 1.....	\$ 23.35	12.85
GROUP 2.....	\$ 23.44	12.85
GROUP 3.....	\$ 23.54	12.85
GROUP 4.....	\$ 23.70	12.85
GROUP 5.....	\$ 23.96	12.85
GROUP 6.....	\$ 24.27	12.85
GROUP 7.....	\$ 16.54	12.88

SCOPE OF WORK: Tunnel, shaft and caisson work of every type and description and all operations incidental thereto, including, but not limited to, shafts and tunnels for sewers, water, subways, transportation, diversion, sewerage, caverns, shelters, aquifers, reservoirs, missile silos and steel sheeting for underground construction.

TUNNEL LABORER CLASSIFICATIONS

GROUP 1: Tunnel, shaft and caisson laborer, dump, shanty, hog house tender, testing (on gas) and watchman

GROUP 2: Manhole, headwall, catch basin builder, bricklayer tender, mortar machine and material mixer

GROUP 3: Air tool operator (jackhammer, bush hammer and grinder), first bottom, second bottom, cage tender, car pusher, carrier, concrete, concrete form, concrete repair, cement invert laborer, cement finisher, concrete shoveler, conveyor, floor, gasoline and electric tool operator, gunite, grout operator, welder, heading dinky person, inside lock tender, pea gravel operator, pump, outside lock tender, scaffold, top signal person, switch person, track, tugger, utility person, vibrator, winch operator, pipe jacking, wagon drill and air track operator and concrete saw operator (under 40 h.p.)

GROUP 4: Tunnel, shaft and caisson mucker, bracer, liner plate, long haul dinky driver and well point

GROUP 5: Tunnel, shaft and caisson miner, drill runner, key board operator, power knife operator, reinforced steel or mesh (e.g. wire mesh, steel mats, dowel bars, etc.)

GROUP 6: Dynamite and powder

GROUP 7: Restoration laborer, seeding, sodding, planting, cutting, mulching and top soil grading; and the restoration of property such as replacing mailboxes, wood chips, planter boxes, flagstones, etc.

LABO0334-001 09/01/2016

	Rates	Fringes
Laborers - open cut:		
ZONE 1 - MACOMB, OAKLAND		
AND WAYNE COUNTIES:		

GROUP 1.....	\$ 21.72	16.70
GROUP 2.....	\$ 21.83	16.70
GROUP 3.....	\$ 21.85	16.70
GROUP 4.....	\$ 21.96	16.70
GROUP 5.....	\$ 22.02	16.70
GROUP 6.....	\$ 19.47	16.70
GROUP 7.....	\$ 16.09	16.70
ZONE 2 - LIVINGSTON COUNTY (east of M-151 (Oak Grove Rd.)); MONROE AND WASHTENAW COUNTIES:		
GROUP 1.....	\$ 23.00	12.85
GROUP 2.....	\$ 23.11	12.85
GROUP 3.....	\$ 23.23	12.85
GROUP 4.....	\$ 23.30	12.85
GROUP 5.....	\$ 23.45	12.85
GROUP 6.....	\$ 20.75	12.85
GROUP 7.....	\$ 17.39	12.85
ZONE 3 - CLINTON, EATON, GENESEE, HILLSDALE AND INGHAM COUNTIES; IONIA COUNTY (City of Portland); JACKSON, LAPEER AND LENAWEE COUNTIES; LIVINGSTON COUNTY (west of M-151 Oak Grove Rd.); SANILAC, ST. CLAIR AND SHIAWASSEE COUNTIES:		
GROUP 1.....	\$ 21.19	12.85
GROUP 2.....	\$ 21.33	12.85
GROUP 3.....	\$ 21.45	12.85
GROUP 4.....	\$ 21.50	12.85
GROUP 5.....	\$ 21.64	12.85
GROUP 6.....	\$ 18.94	12.85
GROUP 7.....	\$ 16.09	12.85
ZONE 4 - ALCONA, ALLEGAN, ALPENA, ANTRIM, ARENAC, BARRY, BAY, BENZIE, BERRIEN, BRANCH, CALHOUN, CASS, CHARLEVOIX, CHEBOYGAN, CLARE, CRAWFORD, EMMET, GLADWIN, GRAND TRAVERSE, GRATIOT AND HURON COUNTIES; IONIA COUNTY (EXCEPT THE CITY OF PORTLAND); IOSCO, ISABELLA, KALAMAZOO, KALKASKA, KENT, LAKE, LEELANAU, MANISTEE, MASON, MECOSTA, MIDLAND, MISSAUKEE, MONTCALM, MONTMORENCY, MUSKEGON, NEWAYGO, OCEANA, OGEMAW, OSCEOLA, OSCODA, OTSEGO, OTTAWA, PRESQUE ISLE, ROSCOMMON, SAGINAW, ST.		

JOSEPH, TUSCOLA, VAN BUREN
AND WEXFORD COUNTIES:

GROUP 1.....	\$ 20.20	12.85
GROUP 2.....	\$ 20.33	12.85
GROUP 3.....	\$ 20.44	12.85
GROUP 4.....	\$ 20.51	12.85
GROUP 5.....	\$ 20.63	12.85
GROUP 6.....	\$ 17.85	12.85
GROUP 7.....	\$ 16.19	12.85

ZONE 5 - ALGER, BARAGA,
CHIPPEWA, DELTA,
DICKINSON, GOGEBIC,
HOUGHTON, IRON,
KEWEENAW, LUCE, MACKINAC,
MARQUETTE, MENOMINEE,
ONTONAGON AND SCHOOLCRAFT
COUNTIES:

GROUP 1.....	\$ 20.51	12.85
GROUP 2.....	\$ 20.65	12.85
GROUP 3.....	\$ 20.78	12.85
GROUP 4.....	\$ 20.83	12.85
GROUP 5.....	\$ 20.88	12.85
GROUP 6.....	\$ 18.26	12.85
GROUP 7.....	\$ 16.37	12.85

SCOPE OF WORK:

Open cut construction work shall be construed to mean work which requires the excavation of earth including industrial, commercial and residential building site excavation and preparation, land balancing, demolition and removal of concrete and underground appurtenances, grading, paving, sewers, utilities and improvements; retention, oxidation, flocculation and irrigation facilities, and also including but not limited to underground piping, conduits, steel sheeting for underground construction, and all work incidental thereto, and general excavation. For all areas except the Upper Peninsula, open cut construction work shall also be construed to mean waterfront work, piers, docks, seawalls, breakwalls, marinas and all incidental work. Open cut construction work shall not include any structural modifications, alterations, additions and repairs to buildings, or highway work, including roads, streets, bridge construction and parking lots or steel erection work and excavation for the building itself and back filling inside of and within 5 ft. of the building and foundations, footings and piers for the building. Open cut construction work shall not include any work covered under Tunnel, Shaft and Caisson work.

OPEN CUT LABORER CLASSIFICATIONS

GROUP 1: Construction laborer

GROUP 2: Mortar and material mixer, concrete form person, signal person, well point person, manhole, headwall and catch basin builder, headwall, seawall, breakwall and dock

builder

GROUP 3: Air, gasoline and electric tool operator, vibrator operator, driller, pump person, tar kettle operator, bracer, rodder, reinforced steel or mesh person (e.g., wire mesh, steel mats, dowel bars, etc.), welder, pipe jacking and boring person, wagon drill and air track operator and concrete saw operator (under 40 h.p.), windlass and tugger person and directional boring person

GROUP 4: Trench or excavating grade person

GROUP 5: Pipe layer (including crock, metal pipe, multi-plate or other conduits)

GROUP 6: Grouting man, audio-visual television operations and all other operations in connection with closed circuit television inspection, pipe cleaning and pipe relining work and the installation and repair of water service pipe and appurtenances

GROUP 7: Restoration laborer, seeding, sodding, planting, cutting, mulching and top soil grading; and the restoration of property such as replacing mailboxes, wood chips, planter boxes, flagstones, etc.

* LABO0465-001 06/01/2017

LABORER: Highway, Bridge and Airport Construction

AREA 1: GENESEE, MACOMB, MONROE, OAKLAND, WASHTENAW AND WAYNE COUNTIES

AREA 2: ALLEGAN, BARRY, BAY, BERRIEN, BRANCH, CALHOUN, CASS, CLINTON, EATON, GRATIOT, HILLSDALE, HURON, INGHAM, JACKSON, KALAMAZOO, LAPEER, LENAWEE, LIVINGSTON, MIDLAND, MUSKEGON, SAGINAW, SANILAC, SHIAWASSEE, ST. CLAIR, ST. JOSEPH, TUSCOLA AND VAN BUREN COUNTIES

AREA 3: ALCONA, ALPENA, ANTRIM, ARENAC, BENZIE, CHARLEVOIX, CHEBOYGAN, CLARE, CRAWFORD, EMMET, GLADWIN, GRAND TRAVERSE, IONIA, IOSCO, ISABELLA, KALKASKA, KENT, LAKE, LEELANAU, MANISTEE, MASON, MECOSTA, MISSAUKEE, MONTCALM, MONTMORENCY, NEWAYGO, OCEANA, OGEMAW, OSCEOLA, OSCODA, OTSEGO, OTTAWA, PRESQUE ISLE, ROSCOMMON AND WEXFORD COUNTIES

AREA 4: ALGER, BARAGA, CHIPPEWA, DELTA, DICKINSON, GOGEBIC, HOUGHTON, IRON, KEWEENAW, LUCE, MACKINAC, MARQUETTE, MENOMINEE, ONTONAGON AND SCHOOLCRAFT COUNTIES

	Rates	Fringes
LABORER (AREA 1)		
GROUP 1.....	\$ 25.74	12.85
GROUP 2.....	\$ 25.87	12.85
GROUP 3.....	\$ 26.05	12.85
GROUP 4.....	\$ 26.13	12.85

GROUP 5.....	\$ 26.34	12.85
GROUP 6.....	\$ 26.64	12.85
LABORER (AREA 2)		
GROUP 1.....	\$ 23.67	12.85
GROUP 2.....	\$ 23.87	12.85
GROUP 3.....	\$ 24.11	12.85
GROUP 4.....	\$ 24.46	12.85
GROUP 5.....	\$ 24.33	12.85
GROUP 6.....	\$ 24.67	12.85
LABORER (AREA 3)		
GROUP 1.....	\$ 22.92	12.85
GROUP 2.....	\$ 23.13	12.85
GROUP 3.....	\$ 23.42	12.85
GROUP 4.....	\$ 23.86	12.85
GROUP 5.....	\$ 23.48	12.85
GROUP 6.....	\$ 23.91	12.85
LABORER (AREA 4)		
GROUP 1.....	\$ 22.94	12.85
GROUP 2.....	\$ 23.15	12.85
GROUP 3.....	\$ 23.44	12.85
GROUP 4.....	\$ 23.88	12.85
GROUP 5.....	\$ 23.50	12.85
GROUP 6.....	\$ 23.93	12.85

LABORER CLASSIFICATIONS

GROUP 1: Asphalt shoveler or loader; asphalt plant misc.; burlap person; yard person; dumper (wagon, truck, etc.); joint filling laborer; miscellaneous laborer; unskilled laborer; sprinkler laborer; form setting laborer; form stripper; pavement reinforcing; handling and placing (e.g., wire mesh, steel mats, dowel bars); mason's tender or bricklayer's tender on manholes; manhole builder; headwalls, etc.; waterproofing, (other than buildings) seal coating and slurry mix, shoring, underpinning; pressure grouting; bridge pin and hanger removal; material recycling laborer; horizontal paver laborer (brick, concrete, clay, stone and asphalt); ground stabilization and modification laborer; grouting; waterblasting; top person; railroad track and trestle laborer; carpenters' tender; guard rail builders' tender; earth retention barrier and wall and M.S.E. wall installer's tender; highway and median installer's tender (including sound, retaining, and crash barriers); fence erector's tender; asphalt raker tender; sign installer; remote control operated equipment.

GROUP 2: Mixer operator (less than 5 sacks); air or electric tool operator (jackhammer, etc.); spreader; boxperson (asphalt, stone, gravel); concrete paddler; power chain saw operator; paving batch truck dumper; tunnel mucker (highway work only); concrete saw (under 40 h.p.) and dry pack machine; roto-mill grounds person.

GROUP 3: Tunnel miner (highway work only); finishers tenders; guard rail builders; highway and median barrier installer; earth retention barrier and wall and M.S.E. wall installer's (including sound, retaining and crash

barriers); fence erector; bottom person; powder person; wagon drill and air track operator; diamond and core drills; grade checker; certified welders; curb and side rail setter's tender.

GROUP 4: Asphalt raker

GROUP 5: Pipe layers, oxy-gun

GROUP 6: Line-form setter for curb or pavement; asphalt screed checker/screw man on asphalt paving machines.

LABO1076-005 04/01/2017

MICHIGAN STATEWIDE

	Rates	Fringes
LABORER (DISTRIBUTION WORK)		
Zone 1.....	\$ 19.99	12.85
Zone 2.....	\$ 18.35	12.85
Zone 3.....	\$ 16.56	12.85
Zone 4.....	\$ 15.92	12.85
Zone 5.....	\$ 15.92	12.85

DISTRIBUTION WORK - The construction, installation, treating and reconditioning of distribution pipelines transporting coal, oil, gas or other similar materials, vapors or liquids, including pipelines within private property boundaries, up to and including the meter settings on residential, commercial, industrial, institutional, private and public structures. All work covering pumping stations and tank farms not covered by the Building Trades Agreement. Other distribution lines with the exception of sewer, water and cable television are included.

Underground Duct Layer Pay: \$.40 per hour above the base pay rate.

- Zone 1 - Macomb, Oakland and Wayne
- Zone 2 - Monroe and Washtenaw
- Zone 3 - Bay, Genesee, Lapeer, Midland, Saginaw, Sanilac, Shiawassee and St. Clair
- Zone 4 - Alger, Baraga, Chippewa, Delta, Dickinson, Gogebic, Houghton, Iron, Keweenaw, Luce, Mackinac, Marquette, Menominee, Ontonagon and Schoolcraft
- Zone 5 - Remaining Counties in Michigan

PAIN0022-002 07/01/2008

HILLSDALE, JACKSON AND LENAWEE COUNTIES; LIVINGSTON COUNTY (east of the eastern city limits of Howell, not including the city of Howell, north to the Genesee County line and south to the Washtenaw County line); MACOMB, MONROE, OAKLAND, WASHTENAW AND WAYNE COUNTIES:

	Rates	Fringes
PAINTER.....	\$ 25.06	14.75

FOOTNOTES: For all spray work and journeyman rigging for spray work, also blowing off, \$0.80 per hour additional (applies only to workers doing rigging for spray work on off the floor work. Does not include setting up or moving rigging on floor surfaces, nor does it apply to workers engaged in covering up or tending spray equipment. For all sandblasting and spray work performed on highway bridges, overpasses, tanks or steel, \$0.80 per hour additional. For all brushing, cleaning and other preparatory work (other than spraying or steeplejack work) at scaffold heights of fifty (50) feet from the ground or higher, \$0.50 per hour additional. For all preparatorial work and painting performed on open steel under forty (40) feet when no scaffolding is involved, \$0.50 per hour additional. For all swing stage work-window jacks and window belts-exterior and interior, \$0.50 per hour additional. For all spray work and sandblaster work to a scaffold height of forty (40) feet above the floor level, \$0.80 per hour additional. For all preparatorial work and painting on all highway bridges or overpasses up to forty (40) feet in height, \$0.50 per hour additional. For all steeplejack work performed where the elevation is forty (40) feet or more, \$1.25 per hour additional.

PAIN0312-001 06/12/2014

EXCLUDES: ALLEGAN COUNTY (Townships of Dorr, Fillmore, Heath, Hopkins, Laketown, Leighton, Manlius, Monterey, Overisel, Salem, Saugatuck and Wayland); INCLUDES: Barry, Berrien, Branch, Calhoun, Cass, Hillsdale, Kalamazoo, St. Joseph, Van Buren

	Rates	Fringes
PAINTER		
Brush and roller.....	\$ 21.75	11.94
Spray, Sandblast, Sign		
Painting.....	\$ 22.75	11.94

PAIN0845-003 05/21/2014

CLINTON COUNTY; EATON COUNTY (does not include the townships of Bellevue and Olivet); INGHAM COUNTY; IONIA COUNTY (east of Hwy. M 66); LIVINGSTON COUNTY (west of the eastern city limits of Howell, including the city of Howell, north to the Genesee County line and south to the Washtenaw County line); AND SHIAWASSEE COUNTY (Townships of Bennington, Laingsbury and Perry):

	Rates	Fringes
PAINTER.....	\$ 21.89	11.85

PAIN0845-015 05/21/2014

MUSKEGON COUNTY; NEWAYGO COUNTY (except the Townships of Barton, Big Prairie, Brooks, Croton, Ensley, Everett, Goodwell, Grant, Home, Monroe, Norwich and Wilcox); OCEANA COUNTY; OTTAWA COUNTY (except the townships of Allendale, Blendone, Chester, Georgetown, Holland, Jamestown, Olive, Park, Polkton, Port Sheldon, Tallmadge, Wright and Zeeland):

	Rates	Fringes
PAINTER.....	\$ 21.89	11.85

 PAIN0845-018 05/21/2014

ALLEGAN COUNTY (Townships of Dorr, Fillmore, Heath, Hopkins, Laketown, Leighton, Manlius, Monterey, Overisel, Salem, Saugatuck and Wayland); IONIA COUNTY (west of Hwy. M-66); KENT, MECOSTA AND MONTCALM COUNTIES; NEWAYGO COUNTY (Townships of Barton, Big Prairie, Brooks, Croton, Ensley, Everett, Goodwell, Grant, Home, Monroe, Norwich and Wilcox); OSCEOLA COUNTY (south of Hwy. #10); OTTAWA COUNTY (Townships of Allendale, Blendone, Chester, Georgetown, Holland, Jamestown, Olive, Park, Polkton, Port Sheldon, Tallmadge, Wright and Zeeland):

	Rates	Fringes
PAINTER.....	\$ 21.89	11.85

FOOTNOTES: Lead abatement work: \$1.00 per hour additional.

PAIN1011-003 06/05/2014

ALGER, BARAGA, CHIPPEWA, DELTA, DICKINSON, GOGEBIC, HOUGHTON, IRON, KEWEENAW, LUCE, MACKINAC, MARQUETTE, MENOMINEE, ONTONAGON AND SCHOOLCRAFT COUNTIES:

	Rates	Fringes
PAINTER.....	\$ 24.15	10.52

FOOTNOTES: High pay (bridges, overpasses, watertower): 30 to 80 ft.: \$.65 per hour additional. 80 ft. and over: \$1.30 per hour additional.

PAIN1474-002 06/01/2010

HURON COUNTY; LAPEER COUNTY (east of Hwy. M-53); ST. CLAIR, SANILAC AND TUSCOLA COUNTIES:

	Rates	Fringes
PAINTER.....	\$ 23.79	12.02

FOOTNOTES: Lead abatement work: \$1.00 per hour additional. Work with any hazardous material: \$1.00 per hour additional. Sandblasting, steam cleaning and acid cleaning: \$1.00 per hour additional. Ladder work at or above 40 ft., scaffold work at or above 40 ft., swing stage, boatswain chair, window jacks and all work performed over a falling height of 40 ft.: \$1.00 per hour additional. Spray gun work, pick pullers and those handling needles, blowing off

by air pressure, and any person rigging (setting up and moving off the ground): \$1.00 per hour additional. Steeplejack, tanks, gas holders, stacks, flag poles, radio towers and beacons, power line towers, bridges, etc.: \$1.00 per hour additional, paid from the ground up.

PAIN1803-003 06/01/2017

ALCONA, ALPENA, ANTRIM, ARENAC, BAY, BENZIE, CHARLEVOIX, CHEBOYGAN, CLARE, CRAWFORD, EMMET, GLADWIN, GRAND TRAVERSE, GRATIOT, IOSCO, ISABELLA, KALKASKA, LAKE, LEELANAU, MANISTEE, MASON, MIDLAND, MISSAUKEE, MONTMORENCY AND OGEMAW COUNTIES; OSCEOLA COUNTY (north of Hwy. #10); OSCODA, OTSEGO, PRESQUE ISLE, ROSCOMMON, SAGINAW AND WEXFORD COUNTIES:

	Rates	Fringes
PAINTER		
Work performed on water, bridges over water or moving traffic, radio and powerline towers, elevated tanks, steeples, smoke stacks over 40 ft. of falling heights, recovery of lead-based paints and any work associated with industrial plants, except maintenance of industrial plants.....	\$ 25.10	13.85
All other work, including maintenance of industrial plant.....	\$ 23.68	13.85

FOOTNOTES: Spray painting, sandblasting, blowdown associated with spraying and blasting, water blasting and work involving a swing stage, boatswain chair or spider: \$1.00 per hour additional. All work performed inside tanks, vessels, tank trailers, railroad cars, sewers, smoke stacks, boilers or other spaces having limited egress not including buildings, opentop tanks, pits, etc.: \$1.25 per hour additional.

* PLAS0514-001 06/01/2017

ZONE 1: GENESEE, LIVINGSTON, MACOMB, MONROE, OAKLAND, SAGINAW, WASHTENAW AND WAYNE COUNTIES

ZONE 2: ALCONA, ALGER, ALLEGAN, ALPENA, ANTRIM, ARENAC, BARAGA, BARRY, BAY, BENZIE, BERRIEN, BRANCH, CALHOUN, CASS, CHARLEVOIX, CHEBOYGAN, CHIPPEWA, CLARE, CLINTON, CRAWFORD, DELTA, DICKINSON, EATON, EMMET, GLADWIN, GOGEBIC, GRAND TRAVERSE, GRATIOT, HILLSDALE, HOUGHTON, HURON, INGHAM, IONIA, IOSCO, IRON, ISABELLA, JACKSON, KALAMAZOO, KALKASKA, KENT, KEWEENAW, LAKE, LAPEER, LEELANAU, LENAWEE, LUCE, MACKINAC, MANISTEE, MARQUETTE, MASON, MECOSTA, MENOMINEE, MIDLAND, MISSAUKEE,

MONTCALM, MONTMORENCY, MUSKEGON, NEWAYGO, OCEANA, OGEMAW,
 ONTONAGON, OSCEOLA, OSCODA, OTSEGO, OTTAWA, PRESQUE ISLE,
 ROSCOMMON, SANILAC, SCHOOLCRAFT, SHIAWASSEE, ST. CLAIR, ST.
 JOSEPH, TUSCOLA, VAN BUREN AND WEXFORD COUNTIES

	Rates	Fringes
CEMENT MASON/CONCRETE FINISHER		
ZONE 1.....	\$ 30.94	13.59
ZONE 2.....	\$ 29.44	13.59

 PLUM0190-003 05/01/2015

ALCONA, ALGER, ALLEGAN, ALPENA, ANTRIM, ARENAC, BARAGA, BARRY,
 BAY, BENZIE, BERRIEN, BRANCH, CALHOUN, CASS, CHARLEVOIX,
 CHEBOYGAN, CHIPPEWA, CLARE, CLINTON, CRAWFORD, DELTA,
 DICKINSON, EATON, EMMET, GENESEE, GLADWIN, GOGEBIC, GRAND
 TRAVERSE, GRATIOT, HILLSDALE, HOUGHTON, HURON, INGHAM, IONIA,
 IOSCO, IRON, ISABELLA, JACKSON, KALAMAZOO, KALKASKA, KENT,
 KEWEENAW, LAKE, LAPEER, LEELANAU, LENAWEE, LIVINGSTON, LUCE,
 MACKINAC, MACOMB, MANISTEE, MARQUETTE, MASON, MECOSTA,
 MENOMINEE, MIDLAND, MISSAUKEE, MONTCALM, MONTMORENCY, MONROE,
 MUSKEGON, NEWAYGO, OAKLAND, OCEANA, OGEMAW, ONTONAGON, OSCEOLA,
 OSCODA, OTSEGO, OTTAWA, PRESQUE ISLE, ROSCOMMON, SAGINAW, ST.
 CLARE, ST. JOSEPH, SANILAC, SCHOOLCRAFT, SHIAWASSEE, TUSCOLA,
 VAN BUREN, WASHTENAW, WAYNE AND WEXFORD COUNTIES

	Rates	Fringes
Plumber/Pipefitter - gas distribution pipeline:		
Welding in conjunction with gas distribution pipeline work.....	\$ 33.03	20.19
All other work:.....	\$ 24.19	12.28

 TEAM0007-004 06/01/2016

AREA 1: ALCONA, ALGER, ALLEGAN, ALPENA, ANTRIM, ARENAC, BARAGA,
 BARRY, BAY, BENZIE, BERRIEN, BRANCH, CALHOUN, CASS, CHARLEVOIX,
 CHEBOYGAN, CHIPPEWA, CLARE, CLINTON, CRAWFORD, DELTA,
 DICKINSON, EATON, EMMET, GLADWIN, GOGEBIC, GRAND TRAVERSE,
 GRATIOT, HILLSDALE, HOUGHTON, HURON, INGHAM, IONIA, IOSCO,
 IRON, ISABELLA, JACKSON, KALAMAZOO, KALKASKA, KENT, KEWEENAW,
 LAKE, LAPEER, LEELANAU, LENAWEE, LUCE, MACKINAC, MANISTEE,
 MARQUETTE, MASON, MECOSTA, MENOMINEE, MIDLAND, MISSAUKEE,
 MONTCALM, MONTMORENCY, MUSKEGON, NEWAYGO, OCEANA, OGEMAW,
 ONTONAGON, OSCEOLA, OSCODA, OTSEGO, OTTAWA, PRESQUE ISLE,
 ROSCOMMON, SAGINAW, SANILAC, SCHOOLCRAFT, SHIAWASSEE, ST.
 CLAIR, ST. JOSEPH, TUSCOLA, VAN BUREN AND WEXFORD COUNTIES

AREA 2: GENESEE, LIVINGSTON, MACOMB, MONROE, OAKLAND, WASHTENAW
 AND WAYNE COUNTIES

	Rates	Fringes
TRUCK DRIVER		
AREA 1		
Euclids, double bottoms and lowboys.....	\$ 25.05	.50 + a+b

Trucks under 8 cu. yds.....	\$ 24.80	.50 + a+b
Trucks, 8 cu. yds. and over.....	\$ 24.90	.50 + a+b
AREA 2		
Euclids, double bottoms and lowboys.....	\$ 24.895	.50 + a+b
Euclids, double bottoms and lowboys.....	\$ 25.15	.50 + a+b
Trucks under 8 cu. yds.....	\$ 24.90	.50 + a+b
Trucks, 8 cu. yds. and over.....	\$ 25.00	.50 + a+b

Footnote:

- a. \$438.45 per week
- b. \$61.90 daily

TEAM0247-004 04/01/2013

AREA 1: ALCONA, ALGER, ALLEGAN, ALPENA, ANTRIM, ARENAC, BARAGA, BARRY, BAY, BENZIE, BERRIEN, BRANCH, CALHOUN, CASS, CHARLEVOIX, CHEBOYGAN, CHIPPEWA, CLARE, CLINTON, CRAWFORD, DELTA, DICKINSON, EATON, EMMET, GLADWIN, GOGEBIC, GRAND TRAVERSE, GRATIOT, HILLSDALE, HOUGHTON, HURON, INGHAM, IONIA, IOSCO, IRON, ISABELLA, JACKSON, KALAMAZOO, KALKASKA, KENT, KEWEENAW, LAKE, LAPEER, LEELANAU, LENAWEE, LUCE, MACKINAC, MANISTEE, MARQUETTE, MASON, MECOSTA, MENOMINEE, MIDLAND, MISSAUKEE, MONTCALM, MONTMORENCY, MUSKEGON, NEWAYGO, OCEANA, OGEMAW, ONTONAGON, OSCEOLA, OSCODA, OTSEGO, OTTAWA, PRESQUE ISLE, ROSCOMMON, SANILAC, SCHOOLCRAFT, SHIAWASSEE, SAGINAW, ST. CLAIR, ST. JOSEPH, TUSCOLA, VAN BUREN AND WEXFORD COUNTIES

AREA 2: GENESEE, LIVINGSTON, MACOMB, MONROE, OAKLAND, WASHTENAW AND WAYNE COUNTIES

	Rates	Fringes
Sign Installer		
AREA 1		
GROUP 1.....	\$ 21.78	11.83
GROUP 2.....	\$ 25.27	11.8375
AREA 2		
GROUP 1.....	\$ 22.03	11.83
GROUP 2.....	\$ 25.02	11.8375

FOOTNOTE:

- a. \$132.70 per week, plus \$17.80 per day.

SIGN INSTALLER CLASSIFICATIONS:

GROUP 1: performs all necessary labor and uses all tools required to construct and set concrete forms required in the installation of highway and street signs

GROUP 2: performs all miscellaneous labor, uses all hand and power tools, and operates all other equipment, mobile or otherwise, required for the installation of highway and street signs

TEAM0247-010 04/01/2016

AREA 1: LAPEER AND SHIAWASSEE COUNTIES

AREA 2: GENESEE, MACOMB, MONROE, OAKLAND, ST. CLAIR, WASHTENAW AND WAYNE COUNTIES

	Rates	Fringes
TRUCK DRIVER (Underground construction)		
AREA 1		
GROUP 1.....	\$ 22.82	17.885
GROUP 2.....	\$ 22.91	17.885
GROUP 3.....	\$ 23.12	17.885
AREA 2		
GROUP 1.....	\$ 23.12	17.885
GROUP 2.....	\$ 23.26	17.885
GROUP 3.....	\$ 23.00405.90/wk+59.50/day	

PAID HOLIDAYS: New Year's Day, Memorial Day, Fourth of July, Labor Day, Thanksgiving Day and Christmas Day.

SCOPE OF WORK: Excavation, site preparation, land balancing, grading, sewers, utilities and improvements; also including but not limited to, tunnels, underground piping, retention, oxidation, flocculation facilities, conduits, general excavation and steel sheeting for underground construction. Underground construction work shall not include any structural modifications, alterations, additions and repairs to buildings or highway work, including roads, streets, bridge construction and parking lots or steel erection.

TRUCK DRIVER CLASSIFICATIONS

GROUP 1: Truck driver on all trucks (EXCEPT dump trucks of 8 cubic yards capacity or over, pole trailers, semis, low boys, Euclid, double bottom and fuel trucks)

GROUP 2: Truck driver on dump trucks of 8 cubic yards capacity or over, pole trailers, semis and fuel trucks

GROUP 3: Truck driver on low boy, Euclid and double bottom

SUMI2002-001 05/01/2002

	Rates	Fringes
Flag Person.....	\$ 10.10	0.00
LINE PROTECTOR (ZONE 1: GENESEE, MACOMB, MONROE, OAKLAND, WASHTENAW AND WAYNE)....	\$ 18.98	12.17
LINE PROTECTOR (ZONE 2: STATEWIDE (EXCLUDING GENESEE, MACOMB, MONROE, OAKLAND,		

WASHTENAW AND WAYNE).....\$ 17.14	12.17
Pavement Marking Machine (ZONE 1: GENESEE, MACOMB, MONROE, OAKLAND, WASHTENAW AND WAYNE COUNTIES)	
Group 1.....\$ 24.89	12.17
Pavement Marking Machine (ZONE 1: GENESEE, MACOMB, MONROE, OAKLAND, WASHTENAW AND WAYNE)	
Group 2.....\$ 22.40	12.17
Pavement Marking Machine (ZONE 2: STATEWIDE (EXCLUDING GENESEE, MACOMB, MONROE, OAKLAND, WASHTENAW AND WAYNE COUNTIES)	
Group 1.....\$ 22.89	12.17
Pavement Marking Machine (ZONE 2: STATEWIDE (EXCLUDING GENESEE, MACOMB, MONROE, OAKLAND, WASHTENAW AND WAYNE)	
Group 2.....\$ 20.60	12.17

WORK CLASSIFICATIONS:

PAVEMENT MARKER GROUP 1: Drives or operates a truck mounted striper, grinder, blaster, groover, or thermoplastic melter for the placement or removal of temporary or permanent pavement markings or markers.

PAVEMENT MARKER GROUP 2: Performs all functions involved for the placement or removal of temporary or permanent pavement markings or markers not covered by the classification of Pavement Marker Group 1 or Line Protector.

LINE PROTECTOR: Performs all operations for the protection or removal of temporary or permanent pavement markings or markers in a moving convoy operation not performed by the classification of Pavement Marker Group 1. A moving convoy operation is comprised of only Pavement Markers Group 1 and Line Protectors.

WELDERS - Receive rate prescribed for craft performing operation to which welding is incidental.
=====

Note: Executive Order (EO) 13706, Establishing Paid Sick Leave for Federal Contractors applies to all contracts subject to the Davis-Bacon Act for which the contract is awarded (and any solicitation was issued) on or after January 1, 2017. If this

contract is covered by the EO, the contractor must provide employees with 1 hour of paid sick leave for every 30 hours they work, up to 56 hours of paid sick leave each year. Employees must be permitted to use paid sick leave for their own illness, injury or other health-related needs, including preventive care; to assist a family member (or person who is like family to the employee) who is ill, injured, or has other health-related needs, including preventive care; or for reasons resulting from, or to assist a family member (or person who is like family to the employee) who is a victim of, domestic violence, sexual assault, or stalking. Additional information on contractor requirements and worker protections under the EO is available at www.dol.gov/whd/govcontracts.

Unlisted classifications needed for work not included within the scope of the classifications listed may be added after award only as provided in the labor standards contract clauses (29CFR 5.5 (a) (1) (ii)).

The body of each wage determination lists the classification and wage rates that have been found to be prevailing for the cited type(s) of construction in the area covered by the wage determination. The classifications are listed in alphabetical order of "identifiers" that indicate whether the particular rate is a union rate (current union negotiated rate for local), a survey rate (weighted average rate) or a union average rate (weighted union average rate).

Union Rate Identifiers

A four letter classification abbreviation identifier enclosed in dotted lines beginning with characters other than "SU" or "UAVG" denotes that the union classification and rate were prevailing for that classification in the survey. Example: PLUM0198-005 07/01/2014. PLUM is an abbreviation identifier of the union which prevailed in the survey for this classification, which in this example would be Plumbers. 0198 indicates the local union number or district council number where applicable, i.e., Plumbers Local 0198. The next number, 005 in the example, is an internal number used in processing the wage determination. 07/01/2014 is the effective date of the most current negotiated rate, which in this example is July 1, 2014.

Union prevailing wage rates are updated to reflect all rate changes in the collective bargaining agreement (CBA) governing this classification and rate.

Survey Rate Identifiers

Classifications listed under the "SU" identifier indicate that no one rate prevailed for this classification in the survey and the published rate is derived by computing a weighted average rate based on all the rates reported in the survey for that classification. As this weighted average rate includes all

rates reported in the survey, it may include both union and non-union rates. Example: SULA2012-007 5/13/2014. SU indicates the rates are survey rates based on a weighted average calculation of rates and are not majority rates. LA indicates the State of Louisiana. 2012 is the year of survey on which these classifications and rates are based. The next number, 007 in the example, is an internal number used in producing the wage determination. 5/13/2014 indicates the survey completion date for the classifications and rates under that identifier.

Survey wage rates are not updated and remain in effect until a new survey is conducted.

Union Average Rate Identifiers

Classification(s) listed under the UAVG identifier indicate that no single majority rate prevailed for those classifications; however, 100% of the data reported for the classifications was union data. EXAMPLE: UAVG-OH-0010 08/29/2014. UAVG indicates that the rate is a weighted union average rate. OH indicates the state. The next number, 0010 in the example, is an internal number used in producing the wage determination. 08/29/2014 indicates the survey completion date for the classifications and rates under that identifier.

A UAVG rate will be updated once a year, usually in January of each year, to reflect a weighted average of the current negotiated/CBA rate of the union locals from which the rate is based.

WAGE DETERMINATION APPEALS PROCESS

1.) Has there been an initial decision in the matter? This can be:

- * an existing published wage determination
- * a survey underlying a wage determination
- * a Wage and Hour Division letter setting forth a position on a wage determination matter
- * a conformance (additional classification and rate) ruling

On survey related matters, initial contact, including requests for summaries of surveys, should be with the Wage and Hour Regional Office for the area in which the survey was conducted because those Regional Offices have responsibility for the Davis-Bacon survey program. If the response from this initial contact is not satisfactory, then the process described in 2.) and 3.) should be followed.

With regard to any other matter not yet ripe for the formal process described here, initial contact should be with the Branch of Construction Wage Determinations. Write to:

Branch of Construction Wage Determinations
Wage and Hour Division
U.S. Department of Labor

200 Constitution Avenue, N.W.
Washington, DC 20210

2.) If the answer to the question in 1.) is yes, then an interested party (those affected by the action) can request review and reconsideration from the Wage and Hour Administrator (See 29 CFR Part 1.8 and 29 CFR Part 7). Write to:

Wage and Hour Administrator
U.S. Department of Labor
200 Constitution Avenue, N.W.
Washington, DC 20210

The request should be accompanied by a full statement of the interested party's position and by any information (wage payment data, project description, area practice material, etc.) that the requestor considers relevant to the issue.

3.) If the decision of the Administrator is not favorable, an interested party may appeal directly to the Administrative Review Board (formerly the Wage Appeals Board). Write to:

Administrative Review Board
U.S. Department of Labor
200 Constitution Avenue, N.W.
Washington, DC 20210

4.) All decisions by the Administrative Review Board are final.

=====

END OF GENERAL DECISION